

sixteen⁵hundred Spotlight

Introducing our NEW **DYNAMIC** LINE CARD!

An easy way to click and see all our

TUNABLE WHITE, RGBW, and CONTROLS!!

Dynamic Line Card

RGBW













Tunable White

Controls

Philanthropy

Resources

Dynamic Line Card

3G Lighting  View Product Offering	Acclaim Lighting  View Product Offering	Amico  View Product Offering	Beta-Calco  View Product Offering
Blackjack  View Product Offering	Delray Lighting  View Product Offering	eldoLED  View Product Offering	eos  View Product Offering
ERCO  View Product Offering	FRESCO  View Product Offering	Gotham  View Product Offering	Helix  View Product Offering
HYDREL	Kelvix	LICMAN Lighting USA	LLI Architectural Lighting

WELCOME to our LINE CARD!



The OrigamX Architectural lighting system was developed for the most creative and technical Lighting Designers. OrigamX is the best of The Black Tanks theatrical and entertainment technology, developed into a compact DMX/RDM luminaire and innovative installation and mounting system. OrigamX enables dynamic capabilities only before possible with entertainment fixtures to architectural applications.



For over 20 years, Techline Sports Lighting has been a leader in sports lighting solutions. From LED upgrades to new construction projects, our experienced team of in-house engineers, designers, installers, sales and warranty support teams' partner with you to provide a one-stop, fully engineered, state-of-the-art lighting solution.



TMB offers innovative products and reliable service to Architectural Lighting and Entertainment Production professionals worldwide. Formed in 1983 as the first one-stop supply network for concert touring technology, from there expanding into theatre, TV, and film.

NEW Product Update:

Bartco Fractalz

Fractalz is a series of multi directional LED luminaires that offer a wide array of configurations for custom design and functionality. This family introduces a departure from more traditional designs with an element of abstract expressionism, leading the design into multiple dimensions. It seamlessly integrates Through-Space, Suspended and Recessed Flush Mount fixtures that can work together or independently. This series is able to span interior spaces with striking directional changes, creating a truly dynamic lighting experience.



DESIGNHEURE KIMONO

The Japanese dress style has been defined for generations by one garment : the kimono. Aesthetically fascinating, its function seems to hide and unveil all at once. The Kimono is made from 4 unique pieces. Simple but complex, it has become the symbol of Japanese elegance and culture. The collection Kimono is designed as a tribute. It was born of admiration for an 8th century tradition that has been and remains a revelation for all areas of design in the world. Available in two sizes and three standard colors, these suspensions punctuate with light your relaxing spaces, rocking you in an elegant and harmonious atmosphere.



NEW Product Update:

a-light ABSORB I

Absorbed with Style. Made for areas with hard surfaces, tall windows and high ceilings, Absorb I is an acoustic luminaire that delivers form, style and sound absorption in an environment. Add stand-alone suspended luminaires to a space or create unique shapes by connecting fixtures at different angles. Designed with thermo-formed felt Absorb I has a unique, flanged profile that gives a slim look to the shape.



Prudential Gaze

Exquisitely simple sophistication. Gaze offers a distinctively curved Soft Edge with a subtle regress, promising smooth, even diffusion of light and a refined design aesthetic.

Also offered with a clean Hard Edge, round or square, 18" – 24" – 36" – also with acoustic options. Powered Aircraft Cable (PAC) is available with Gaze, a PRU first, eliminating the power cord for a cleaner look. Sleek cast aluminum canopies. Gaze's 2" height makes it ideal for wall mounting, flush to the wall or a half inch stand-off, offering a subtle top glow, illuminating the wall or ceiling and framing the luminaire in light.



NEW Product Update:



Targetti Zedge Mini Ho

ZEDGE MINI HO is a higher output step light version of the classic ZEDGE Floor Wall Wash fixture for applications with higher illumination and color rendition requirements. The illumination from ZEDGE MINI HO effectively meets egress safety standards for pathway lighting for both indoor and outdoor applications. ZEDGE MINI HO is a small fixture that creates a defined presence with its perfect design proportions!



Beghelli Acciaio

Beghelli is thrilled to launch the extended ACCIAIO® Familia. These IP66 rated, industrial-grade, vapor tight solutions offer easily upgradeable technology, convenient installation and a robust design that is ideal for most commercial and light industrial applications.

CONTROLS INSIDER

Sitewide Networked Lighting Controls

Easy to Install • On/Off/Dimming with 0-10V and DALI Options • Out-of-the-Box Dusk-to-Dawn Daylighting Control • Grouped Response with No Additional Hardware • Supports NEMA 3-pin, 5-pin, + 7-pin Receptacle Applications • Optional Support of 3rd Party Motion Sensor • Energy Consumption Monitoring • Energy Reduction & Sustainability • Adjustable Settings



New!



The rTLN is a NEMA twist-to-lock node for nLight® AIR, provides an easy-to-install networked control device for outdoor luminaires. Designed for the nLight lighting controls platform, the rTLN reduces energy consumption, aids in code compliance, delivers advanced lighting control strategies, and enables monitoring for maintenance management. The rTLN offers the same networked experience outdoors as indoors, reducing controls complexity with a single platform that scales easily.

Welcome to the TEAM!!!!

Jeremy Steinmeier



**The newest member of our
Specification Sales Team!**

Muge Birgen



**The newest member of our
Solutions Team!**

DYNAMIC DEPOT

TMB Solaris LED Flare IP HD and HR Outdoor RGBW, long-throw fixtures feature CREE® LEDs and deliver up to 34,000 lumens of brightness. Based on technology proven in the award-winning super-bright Flare stage lighting fixture, the Flare IP fixture offers unprecedented RGBW output per Watt, making Flare HD and HR truly “Green” products.

Flare IP features carefully selected reflectors (HD) and/or lenses (HR), delivering an incredibly smooth and even field. Full RDM implementation provides easy setup and monitoring in a tamper-proof design. High output in a compact design makes Flare IP the most powerful, desirable, outdoor Architectural fixtures available for color-changing illuminations of large structures and of all kinds. Silent, passive cooling makes the Flare IP ideal for noise-sensitive applications such as theatre and classical concert venues. IP65 rating ensures dependable, long-term use outdoors.

TMB SOLARIS FLARE IP



- IP65 rated for outdoor use.
- Full RDM functionality for easy monitoring and setup.
- RGBW color-changing illumination
- Smooth, even field over great distances.
- Intelligent thermal management for extreme environments.
- Award-winning Technology

Don't Miss Out:

2021 IES San Francisco Pasta Party Featuring keynote: The West Hollywood Edition Project

IES San Francisco Section begins its 2021-22 program year with our popular Pasta Party in the **outside covered patio** at the Trabocco Italian Restaurant in Alameda. This year's keynote speaker is Chester Thompson of WSP, presenting the 2021 Illumination Award of Excellence winning project, the West Hollywood Edition. [More Info](#) | [Register](#)

Date & Time

Thursday, 5:30 - 8:00 PM
October 14, 2021

Location

Trabocco Italian Restaurant
[2213 South Shore Center, Alameda, CA 94501](#)

Tickets

\$35 IES, ASID, IIDA, or AIA members
\$40 Non IES, ASID, IIDA, or AIA members
\$15 Emerging Professionals & Students

Schedule

5:30 - 6:00: Networking & Cocktails
6:15 - 7:00: Dinner & Short Presentation (IES & Student awards)
7:00 - 8:00: Dessert & Speaker Presentation

EDUCATION STATION

The following list reflects the main components of California Title 24 Lighting Controls Requirements. There are exceptions within every section but typically you always need to consider the following in each area you are controlling:

- All interior and exterior commercial lighting have requirements to have automatic shutoff control
- Occupancy sensors are required in almost all areas OR
- Areas not controlled by sensors usually require time clock / scheduling control
- Dimming is required in most areas
- Daylight harvesting is typically required in areas with windows and/or skylights
- Exterior lighting must be controlled via photocell or astronomic time clock
- All systems require basic programming, and some require enhanced commissioning

DID YOU KNOW?

**TITLE
24**

