

UNO chandeliers

LED direct circular pendants with opal acrylic lens



CONSTRUCTION

- Extruded aluminum outer housing
- Direct white frosted acrylic diffuser.
- Choose up to three rings per chandelier. For more than three, please consult factory.
- 8 ft. gray or white 18 AWG adjustable power cord and AC cables per ring. Push-button cable grippers supplied, standard.
- Specify **XP** for additional length (25 ft. max.).
- Drivers and DMX module installed in surface mount canopy. For remote driver installation, see below.
- cUL listed for dry locations only.

TYPE:	PROJECT:
ORDER NUMBER:	

MODEL#	SIZE	FINISH			LEDS	DIMMING	OPTION
UCG	2 ft.	S -Silver	BW -Barn Wood	DC -Dark Cherry	W30	D -Standard	EM -Emergency
UCN	3 ft.	W -White	CB -Carbon Fiber	KL -Tan Leather	W35	BDIM-W11	
UCC	4 ft.	K -Black	ES -Espresso	TL -Khaki Leather	W40		
	5 ft.		HO -Honey Oak		Red		
	6 ft.		M -Maple		Blue		
	8 ft.*		SD -Silver Driftwood		SQ -RGB		
			SL -Saddle Leather				

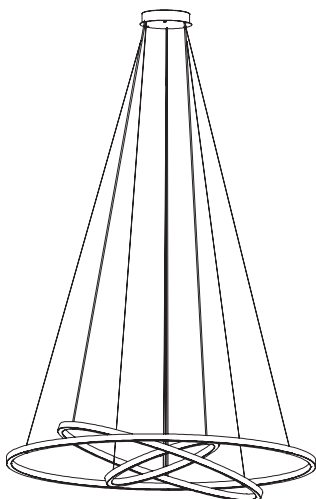
Example:

UCG	2/3/4	S		W35	D	EM
------------	--------------	----------	--	------------	----------	-----------

BTRAXW -Traxon Light Drive (enter quantity)		XP -Extra power cord (in inches, 25 ft. max.)	
XL - custom lumen reduction (specify lumens)			

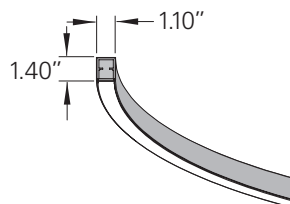
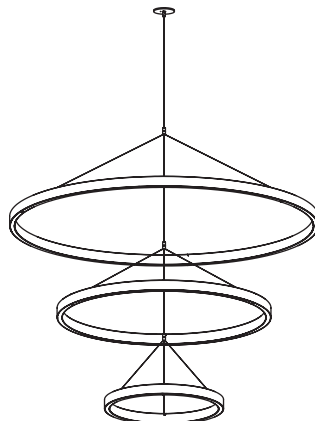
* 8 ft. utilizes Dos extrusion; shipped in two sections, with joiners, for assembly in the field..

UCG-Uno Gyroscope,
Central Remote mount
Choose up to three: 2/3/4/5/6/8 ft.



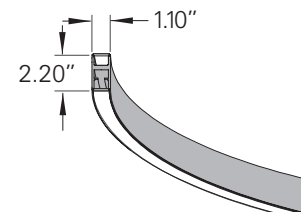
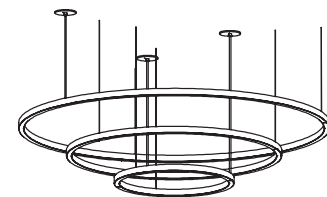
Note: Drawings indicate mount style only. Stacks and gyroscopes are configured in the field by adjusting aircraft and power cable lengths.

UCN-Uno Nexus,
Central Remote mount
Choose up to three: 2/3/4/5/6/8 ft.



Cross Section: 2-6 ft.

UCC-Uno Cascade,
Separate Remote mount
Choose up to three: 2/3/4/5/6/8 ft.



Cross Section: 8 ft.

UNO chandeliers

LED direct circular pendants with opal acrylic lens



WHITE LEDS

Nichia Corp. NFSL757 tight bin chips on aluminum boards. 90 CRI. Specify color: W30–3000° Kelvin, W35–3500° Kelvin, or W40–4000° Kelvin.

COLOR LEDS

Flexible 5050 tapelights. Specify **R**–Red, **B**–Blue, or **SQ**–RGB Sequencer. **SQ** includes **BDMXMOD**–DMX 512 RGB interface; or order **BTRAXW**–Traxon Light Drive DMX wall box separately.**

12V constant voltage driver for single color, 24V for RGB sequencer.

DIMMING

- **D**–standard supplied driver. 0–10V, programmable, 1% dimming, 120/277V, 50/60 Hz.
- **BDIM-W11**–Lutron EcoSystem LED14 Series, 1% dimming, fade-to-off. Remote install only.

CUSTOM LUMEN OUTPUT REDUCTION

Factory set custom reduced-lumen output driver configuration. Order **XL**. Specify lumens.

DIAMETER / WATTS / LUMENS / DRIVERS REQUIRED / WEIGHT

DIAMETER: NOMINAL (ACTUAL)	WATTS	DELIVERED LUMENS	DRIVERS REQUIRED	WEIGHT (lb.)
2 ft. (25.10 in.)	26	2,166	1	7
3 ft. (35.10 in.)	39	3,250	1	14
4 ft. (45.10 in.)	52	4,333	2	16
5 ft. (65.10 in.)	65	5,416	2	18
6 ft. (80.10 in.)	78	6,500	2	40
8 ft. (95.10 in.)	104	8,666	2	50

REMOTE DRIVERS

Drivers must be remote. For suspended and hard lid ceilings with access panels. Canopy mounts to mud ring attached to J-box. Must be accessible after installation.

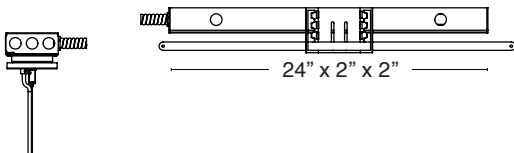
NOTE: Multiple drivers must be mounted no less than four inches apart side-by-side, and one inch apart end-to-end, to prevent overheating.

Standard pendant length: 8 ft. Specify **XP** for extra pendant. Maximum canopy to fixture distance: 25 ft. Maximum canopy to driver distance: 100 ft. (with 10 AWG wire).

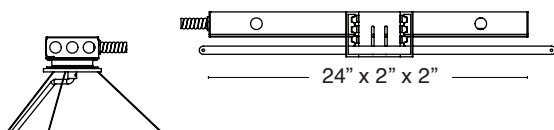


Remote Driver Canopy
3.80 x 0.45 in.

UDCN, UDCC – separate mount driver installation.



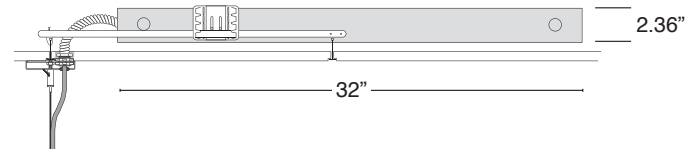
UDCG – central mount remote driver installation.



AIRCRAFT CABLE

NOTE: Not recommended for outdoor use, where fixture will be exposed to water, or subject to wind oscillation. Avoid use near HVAC vents and in environments with corrosive chemical vapors, such as swimming pools.

EM – Emergency. T-bar install shown, below. Battery pack provides 10W for 90 minutes. Remote install only. Red driver light and test switch mounted in handy box installed at ceiling.



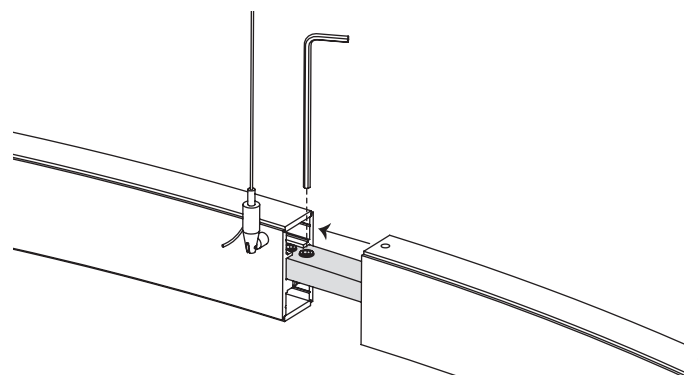
TRAXON/OSRAM LIGHT DRIVE**

BTRAXW–white faceplate

- Standalone, wall-mounted (12V power supply included) DMX controller for RGBW LED that provides direct access to fixtures.
- Tune color and brightness with the Light-Drive wheel.
- Fully dimmable white mode button.
- See <http://www.osram.com/ecue> for details.

JOINER

8 ft. rings only. Joins two sections in the field.






UNO chandeliers

LED direct circular pendants with opal acrylic lens






PAINT FINISHES

SWATCH	FINISH NO.
	S-Silver
	W-white
	K-Black

ACRYLIC DIFFUSER CLEANING
WARNING: Do not clean with ammonia based cleaners (e.g. Windex®). Use only water or cleaners specifically formulated for cleaning plastics.

TEXTURED FINISHES

SWATCH	FINISH NO.
	BW-Barnwood
	CB-Carbon Fiber
	ES-Espresso
	HO-Honey Oak
	M-Maple
	SD-Silver Driftwood
	SL-Saddle Leather

PREMIUM TEXTURED FINISHES

SWATCH	FINISH NO.
	DC-Dark Cherry
	TL-Tan Leather
	KL-Khaki Leather