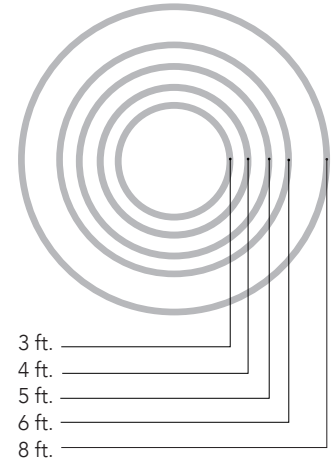


CONSTRUCTION

- Extruded aluminum outer housing, with inside /outside frosted acrylic lenses.

- Suspended with field-adjustable aircraft cable, with push-button glider. 8 ft. 18 AWG power cord. Push button grippers supplied, standard. Specify **XP** for additional length. (25 ft. maximum.)
- Default finish/power cord pairings are silver/gray, white/white, black/black.
- For RAL colors, power cord color must be specified.
- For differing fixture/canopy colors, please consult factory.
- Drivers and DMX module remotely installed in surface mount canopy. For remote driver installation, see page 2.
- Drivers are universal voltage (120–277V).
- Nominal diameters, right. For actual diameters (in.), see chart p. 2.
- cUL listed for dry and damp locations only.



TYPE:	PROJECT:
ORDER NUMBER:	

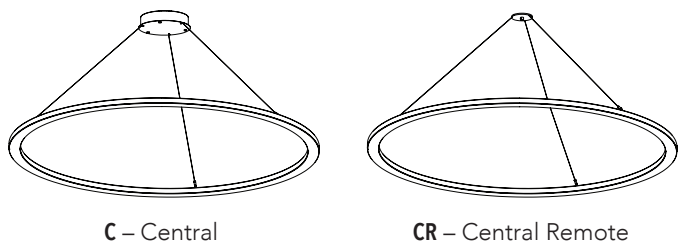
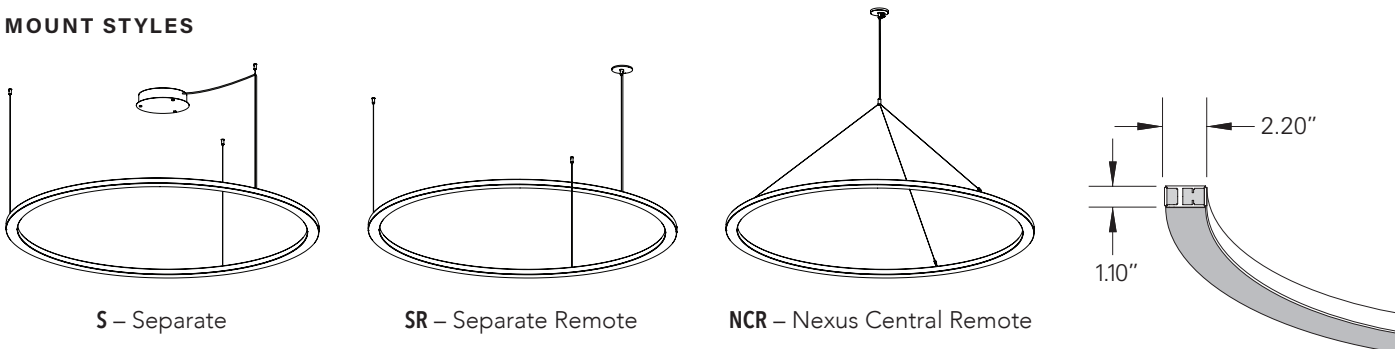
MODEL#	FINISH	LEDS	MOUNT STYLE	DIMMING	OPTION		
UDCi03-3 ft.	S-Silver	BW-Barn Wood	SD-Silver Driftwood	W30	S-Separate	D	SS
UDCi04-4 ft.	W-White	CB-Carbon Fiber	DC-Dark Cherry	W35	SR-Separate Remote	BDIM-W11	EM
UDCi05-5 ft.	K-Black	ES-Espresso	TL-Tan Leather	W40	C-Central	DMX	TB
UDCi06-6 ft.	CC-RAL Color*	HK-Honey Oak	KL-Khaki Leather	RGBW-color + 3500° K white	CR-Central Remote	DA-DALI	
UDCi08-8 ft.		M-Maple			NCR-Nexus CR		

Example:

UDCi05	CB	W35	SR	D	EM, TB
--------	----	-----	----	---	--------

BDMXCON-W - white faceplate (enter quantity):	XP - Extra power cord (in inches, 25 ft. max.):
BDMXCON-B - black faceplate (enter quantity):	Specify canopy finish (silver, white, black):
EB - Earthquake Bracing Kit (enter quantity):	Specify power cord color (gray, white, black):
XL - custom lumen reduction (specify lumens):	*Specify RAL color number:

MOUNT STYLES



CANOPIES

- **S, C** - standard canopy (10" x 2.25") Mounts to all standard J-boxes.
- **SR, CR, NCR** - remote canopy (3" x 0.45") Mounts to 3" mudring (by others).

WHITE LEDS

Nichia Corp. NFSL757 tight bin chips on aluminum boards. 90 CRI. Specify color: W30–3000° Kelvin, W35–3500° Kelvin, or W40–4000° Kelvin.

CUSTOM LUMEN OUTPUT REDUCTION

Factory set custom reduced-lumen output driver configuration. Order **XL**. Specify lumens.

COLOR LEDS

RGBW with 3500° K white. Includes RGBW interface. Optional DMX controller also available. (See below, right.)

DIMMING

- **D**—standard supplied driver. 0–10V, programmable, 1% dimming, 120/277V, 50/60 Hz.
- **BDIM-W11**—Lutron EcoSystem LED14 Series, 1% dimming, fade-to-off. Remote (**SR**, **CR**, **NCR**) install only.
- **DA**—DALI 1% dimming, fade-to-off. 120–277V, 50/60 Hz.
- **DMX**—for both white and RGBW LEDs, 0.1% dimming fade-to-off. 120–277V, 50/60Hz.

SEPARATE SWITCHING

Inside and outside LEDs may be wired separately. The quantity of drivers and feed points may increase. Order **SS**.

DIAMETER / WATTS / LUMENS / DRIVERS REQUIRED / WEIGHT

LENGTH Nominal (Actual)	WATTS		DELIVERED LUMENS		DRIVERS REQUIRED	WEIGHT (lb.)
	White	RGBW	White	RGBW		
3 ft. (35.10 in.)	75	56	5,438	N/A	1	16
4 ft. (45.10 in.)	99	71	7,248	N/A	2	18
5 ft. (65.10 in.)	124	103	9,062	N/A	2	20
6 ft. (80.10 in.)	149	126	10,875	N/A	2	30
8 ft. (95.10 in.)	209	150	15,116	N/A	4 (2 for RGBW)	50

REMOTE DRIVERS

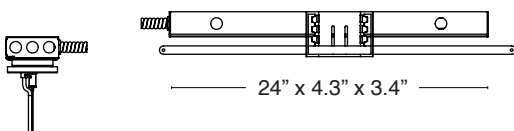
For suspended and hard lid ceilings with access panels. Canopy mounts to mud ring attached to J-box. Must be accessible after installation.

Standard pendant length: 8 ft. Specify **XP** for extra pendant. Maximum canopy to fixture distance: 25 ft. Maximum canopy to driver distance: 100 ft. (with 10 AWG wire).



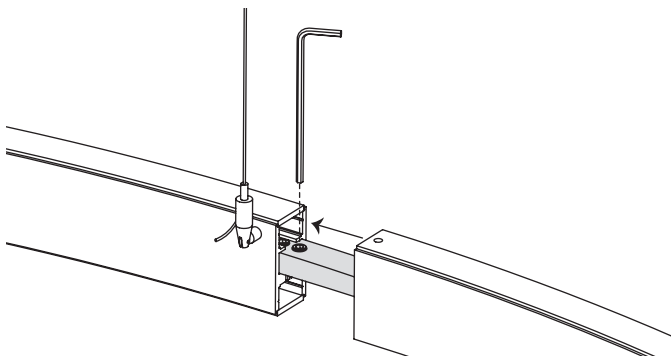
Remote Driver Canopy
3.8 x 0.45 in.

SR – Separate mount driver installation. **TB**–T-Bar install shown.



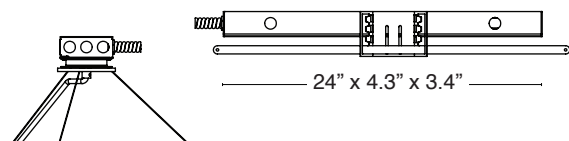
JOINER

8 ft. rings only. Joins two sections in the field.

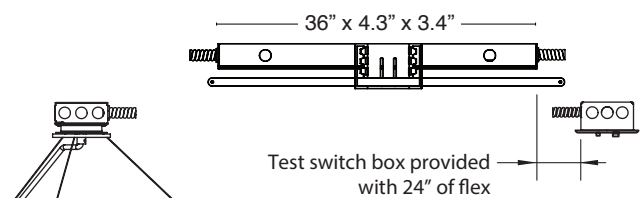


NOTE: Multiple drivers must be mounted no less than four inches apart side-by-side, and one inch apart end-to-end, to prevent overheating.

CR – Central mount remote driver installation. **TB**–T-Bar install shown.






EM – Emergency. **TB**–T-bar install shown, below. Battery pack provides 10W for 90 minutes. Remote install only. Red driver light and test switch mounted in handy box installed at ceiling.



OPTIONAL DMX CONTROLLER

- Standalone, wall-mounted DMX controller for RGBW LED that provides direct access to fixtures. Power supply included.
- Tune color hue with sensitive wheel. Saturation and brightness control. On/off switch.
- See <https://www.nicolaudie.com/en/stick-cw4.htm> for details. Order separately, either **BDMXCON-W**—white faceplate or **BDMXCON-B**—black faceplate.

PAINT FINISHES

SWATCH	FINISH NO.
	S-Silver
	W-white
	K-Black

TEXTURED FINISHES

SWATCH	FINISH NO.
	BW-Barnwood
	CB-Carbon Fiber
	ES-Espresso
	HK-Honey Oak
	M-Maple
	SD-Silver Driftwood

PREMIUM TEXTURED FINISHES

SWATCH	FINISH NO.
	DC-Dark Cherry
	TL-Tan Leather
	KL-Khaki Leather

AIRCRAFT CABLE

NOTE: Not recommended for outdoor use, where fixture will be exposed to water, or subject to wind oscillation. Avoid use near HVAC vents and in environments with corrosive chemical vapors, such as swimming pools.

ACRYLIC DIFFUSER CLEANING

WARNING: Do not clean with ammonia based cleaners (e.g. Windex®). Use only water or cleaners specifically formulated for cleaning plastics.

TEXTURED FINISHES - CANOPY AND POWER CORD COLORS

Specify Silver, White, Black or RAL color for canopy. Also specify Gray, White or Black power cord.