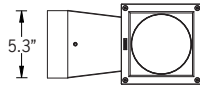
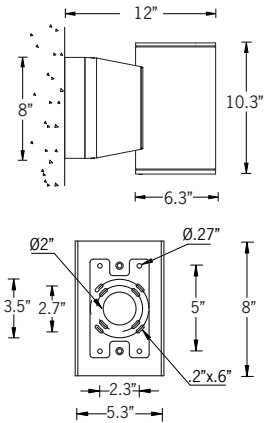


UJE-30403

Jet 54 Square Surface RGBW Up/Downlight



2x33w LED 2x1158 Lumens
IP65 • Suitable For Wet Locations
IK08 • Impact Resistant (Vandal Resistant)
Weight 14.7 lbs



Mounting Detail

Construction

Aluminum

Less than 0.1% copper content - Marine Grade 6060 extruded & LM6 Aluminum High Pressure die casting provides excellent mechanical strength, clean detailed product lines and excellent heat dissipation.

Pre paint

8 step degrease and phosphate process that includes deoxidizing and etching as well as a zinc and nickel phosphate process before product painting.

Memory Retentive -Silicon Gasket

Provided with special injection molded "fit for purpose" long life high temperature memory retentive silicon gaskets. Maintains the gaskets exact profile and seal over years of use and compression.

Thermal management

LM6 Aluminum is used for its excellent mechanical strength and thermal dissipation properties in low and high ambient temperatures. The superior thermal heat sink design by Ligman used in conjunction with the driver, controls thermals below critical temperature range to ensure maximum luminous flux output, as well as providing long LED service life and ensuring less than 10% lumen depreciation at 50,000 hours.

Surge Suppression

Standard 10kv surge suppressor provided with all fixtures.

BUG Rating

B2 - U5 - G0

Finishing

All Ligman products go through an extensive finishing process that includes fettling to improve paint adherence.

Paint

UV Stabilized 4.9Mil thick powder coat paint and baked at 200 Deg C. This process ensures that Ligman products can withstand harsh environments. Rated for use in natatoriums.

Hardware

Provided Hardware is Marine grade 316 Stainless steel.

Anti Seize Screw Holes

Tapped holes are infused with a special anti seize compound designed to prevent seizure of threaded connections, due to electrolysis from heat, corrosive atmospheres and moisture.

Crystal Clear Low Iron Glass Lens

Provided with tempered, impact resistant crystal clear low iron glass ensuring no green glass tinge.

Optics & LED

Precise optic design provides exceptional light control and precise distribution of light. LED CRI > 80

Lumen - Maintenance Life

L80 /B10 at 50,000 hours (This means that at least 90% of the LED still achieve 80% of their original flux)

Cylindrical or rectangular form surface wall-mounted downlight. High performance, high output and numerous options ensure Jet can be configured for any application.

Wall luminaires with a selection of light distributions and LED wattages, that include; narrow, medium, wide, very wide and elliptical light distributions. The Jet offers a variety of beam spread options that facilitates wider spacing and even light distribution between the light fixtures. The up/down light versions can be manufactured using different beam spreads for the up and down optics as well as different wattages upon request.

Mounting plate for 3" junction box is provided with the fixture. A 4" junction box mounting plate is available as an option, please specify. Matching surface mount conduit boxes are available as an option.

Custom round pole adapters can be manufactured to suit specific pole diameters for column mounting applications. Please contact the factory for more information.

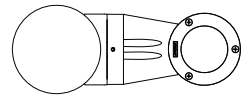
For the Square downlight option, see Jet 32, 34 and 52. For type II, III & IV distributions, see Tango 29 to 32 surface wall luminaires.

For RGBW options, see Jet 51 to 54.

Additional Options (Consult Factory For Pricing)



SCDT
Surface Conduit Decorative Trim



RPA
Round Pole Adapter



UJE-30403

Jet 54 Square Surface RGBW Up/Downlight

PROJECT		DATE	
----------------	--	-------------	--

QUANTITY		TYPE		NOTE	
-----------------	--	-------------	--	-------------	--

ORDERING EXAMPLE || UJE - 30403 - 2x33w - M - W - RGBW30 - 02 - 120/277v - Options

UJE-30403						
LAMP	BEAM UP	BEAM DOWN	RGBW COLOR	FINISH COLOR	VOLTAGE	
2x33w LED 2x1158 Lumens	N - Narrow 21" M - Medium 35" E - Elliptical 26" x 48"	N - Narrow 21" M - Medium 35" E - Elliptical 26" x 48"	RGBW30 - Warm White 3200K RGBW40 - Neutral White 4000K RGBW65 - Cool White 6850K	01 - BLACK RAL 9011 02 - DARK GREY RAL 7043 03 - WHITE RAL 9003 04 - METALLIC SILVER RAL 9006 05 - MATTE SILVER RAL 9006 06 - LIGMAN BRONZE 07 - CUSTOM RAL	120/277v Other - Specify	

--	--	--	--

ADDITIONAL OPTIONS

- | | |
|--|--------------------------------------|
| NAT - Natatorium Rated | 4MP - 4" Junction Box Mounting Plate |
| SCDT - Surface Conduit Decorative Trim | F - Frosted Lens |
| HGT - Custom Height | RPA - Round Pole Adapter |

Jet Product Family



Jet 31

• UJE-30351-15w-1107lm [ø4"] - Down



Jet 32

• UJE-30371-15w-1107lm [4"x4"] - Down



Jet 33

• UJE-30391-39w-3494lm [ø6.3"] - Down



Jet 34

• UJE-30411-39w-3494lm [6.3"x6.3"] - Down



Jet 35

• UJE-30341-2x15w-2x1107lm [ø4"] - Up/Down



Jet 36

• UJE-30361-2x15w-2x1107lm [4"x4"] - Up/Down



Jet 37

• UJE-30381-2x39w-2x3494lm [ø6.3"] - Up/Down



Jet 38

• UJE-30401-2x39w-2x3494lm [6.3"x6.3"] - Up/Down



Jet 39

• UJE-80031-14w-1107lm [ø4"]



Jet 40

• UJE-80041-15w-1107lm [4"x4"]



Jet 41

• UJE-80051-39w-3494lm [ø6.3"-11.6"]
• UJE-80052-20w-2284lm [ø6.3"-5.5"]



Jet 42

• UJE-80061-39w-3494lm [6.3"x6.3"-11.6"]
• UJE-80062-20w-2284lm [6.3"x6.3"-5.5"]



Jet 43

• UJE-95081-14w-1107lm [ø4"]



Jet 44

• UJE-95091-14w-1107lm [4"x4"]



Jet 45

• UJE-95111-39w-3494lm [ø6.3"]



Jet 46

• UJE-95121-39w-3494lm [6.3"x6.3"]



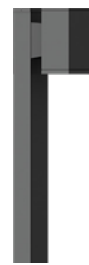
Jet 47

• UJE-10555-15w-1107lm




Jet 48

• UJE-10565-2x15w-2x1107lm



Jet 49

• UJE-20001-39w-3104lm



Jet 50

• UJE-20002-2x39w-2x3104lm



Jet 51

• UJE-10581-2x10w-2x698lm
• UJE-10582-2x18w-2x1416lm
• UJE-10583-2x15w-2x1191lm



Jet 52

• UJE-30413-33w RGBW-1429lm [6.3"x6.3"] - Down



Jet 53

• UJE-30383-2x33w RGBW-2x1429lm [ø6.3"] - Up/Down



Jet 54

• UJE-30403-2x33w RGBW-2x1429lm [6.3"x6.3"] - Up/Down



Jet 57

• UJE-10571-10w-698lm
• UJE-10572-18w-1416lm
• UJE-10573-15w-1191lm



Jet 58

• UJE-10581-2x10w-2x698lm
• UJE-10582-2x18w-2x1416lm
• UJE-10583-2x15w-2x1191lm