

Spheres

AIP12043 24 in

DESCRIPTION

Designed with the timeless appeal of elementary geometry, Spheres is a modern revival of a classic form that symbolizes completeness, unity, and balance. Every point on its surface is equidistant from its center. Available in 18", 24", and 30" diameters.

FEATURES & BENEFITS

- White matte acrylic diffuser enhances a space with filtered, uniform illumination
- The double semi-sphere diffuser is joined together and then finished with an opal matte treatment to create a unified look to the globe
- The light engine is located at the center of the sphere, rather than the top, for the most even illumination
- Standard overall height of 48" allows designs to incorporate multiple sizes while maintaining a clearly defined lighting plane or vary OAH as desired
- Different sizes and mounting heights can be used to create visual arrays and three-dimensional collages
- All visible fasteners are flush mounted, providing a clean design
- Available in high and low wattages; both options are great for providing usable light while minimizing power consumption
- Handcrafted in USA

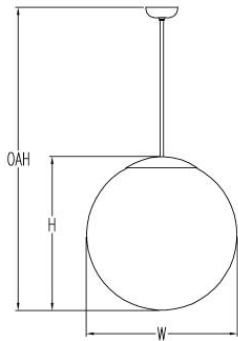


SPECIFICATIONS

- **LIGHT SOURCE:** Static white, tunable white, or RGBW LED light engine
- **CRI:** 80+ (contact factory for 90+)
- **LUMEN MAINTENANCE:** L80 = >60,000 Hrs.
- **EFFICACY:** Up to 83 lm/W delivered
- **CCT:** 3000K, 3500K, or 4000K (static white); 2700K-6500K (tunable white); 3000K (RGBW)
- **VOLTAGE:** 120-277V standard
- **DRIVER:** Integral Class 2 power supply standard for white light engines. RGBW has a remote DMX driver; max distance to the driver is 15' (includes OAH).

- **DIMMING:** 0-10V controls standard to 1% on static white light engines. DALI-2 (DT8) standard for tunable white. DMX standard for RGBW. Other dimming options are available; contact factory.
- **INTEGRATED SURGE PROTECTION:** LED components are protected against minor surge events
- **DIFFUSER:** UV-stabilized acrylic
- **CONSTRUCTION:** Aluminum housing
- **FINISH:** Housing and mounting components finished to match. To specify separately, contact factory. Choose from more than 30 thermoset polyester powder coat paint colors. RAL®, Pantone®, or custom finishes available upon request.
- **MODIFICATIONS:** Consult factory for all modification requests, including different sizes
- **APPROVALS:** ETL listed to UL standards (US & Canada) for use in damp locations; not recommended for exterior applications

DIMENSIONS



W	H	OAH
24 in	24 in	48 in
61 cm	61 cm	121.9 cm
Mounting Weight		
Approximate: 20 lb (10 kg)		

CONFIGURATOR

To configure your spec sheet online, go to www.spilighting.com/AIP12043. Not all options are available in all configurations; consult factory for details.


Required Field *

Catalog AIP12043	Light Source*	Primary Finish*	Voltage*	Lamp Options*	Mounting*	Other Than Standard Options
	A		B	C	D	E

A - LIGHT SOURCE *

To ensure color consistency, SPI uses precise bin selection and strict quality processes to maintain a 3-step (MacAdam) SDCM on all white LED lampings. Published LED luminaire wattages are calculated using a typical power supply efficiency of 88%; exact wattages may vary based on application. White light engines are available in alternative wattages upon request.

L29W | Static White 29W LED Light Engine | Delivered Lumens: 2,375

	Project 21-12877-4 Date 6/24/2021 Tunable White Color Tuning	Catalog Number AIP12043 L57W-T 120/277V TUN DF_STM OAH120"	Type
	Submitted By 16500, INC	Notes	

- L29W-T** | Tunable White 29W LED Light Engine | Delivered Lumens: 2,375
- L57W** | Static White 57W LED Light Engine | Delivered Lumens: 4,749
- L57W-C**¹ | RGBW 57W LED Light Engine | Delivered Lumens: 1,305
- L57W-T** | Tunable White 57W LED Light Engine | Delivered Lumens: 4,749

See last page for finish options

¹ RGBW delivered lumens shown are for white only at 3000K

B - VOLTAGE *

- 120-277V** | Universal Voltage

C - LAMP OPTIONS *

Delivered lumens shown are at 4000K CCT for white light sources; apply multiplier for delivered lumens at other CCT. Tunable White delivered lumens vary +/-5% from the values shown depending on the color temperature selected.

- 3000K**² | Static White 3000K CCT
- 3500K**³ | Static White 3500K CCT
- 4000K** | Static White 4000K CCT
- RGBW**⁴ | RGBW 3000K CCT (This is the only choice when an RGBW light source is selected in Section A)
- TUN** | Tunable White 2700K-6500K CCT (This is the only choice when a tunable white light source is selected in Section A)

² Apply .95 multiplier for delivered lumens

³ Apply .97 multiplier for delivered lumens

⁴ Use DMX/DALI programming for alternate color temps; see programming guide

D - MOUNTING *


Mounts to standard 4" octagonal junction box. Canopy is 5.5" diameter with a 45 degree swivel. Aircraft cable mount features a white power cord. Field adjustable aircraft cable allows the fixture to be mounted at an application appropriate height (up to OAH). Choose a mounting from below:

- DF_STM** | Stem Mount (default)
- AC** | Aircraft Cable & Power Cord Mount

E - OTHER THAN STANDARD OPTIONS

Specify overall height required from ceiling to the bottom of the fixture.

OAH | Pendant suspension length other than standard

	Project 21-12877-4 Date 6/24/2021 Tunable White Color Tuning	Catalog Number AIP12043 L57W-T 120/277V TUN_DF_STM_OAH120"	Type
	Submitted By 16500, INC	Notes	

Available Finishes

Not all finishes are available in all configurations; consult factory for details.

Paint Colors

PT01 Super White (Gloss)	PT02 White (Textured)	PT03 Morning Light (Textured)	PT04 Warm White (Textured)	PT05 Putty (Textured)
PT06 Warm Beige (Textured)	PT07 Light Taupe (Textured)	PT08 Medium Taupe (Textured)	PT09 Medium Grey (Textured)	PT10 Dark Grey (Textured)
PT11 Black (Textured)	PT12 Dark Chocolate (Textured)	PT13 Warm Grey (Textured)	PT14 Light Grey (Textured)	PT15 Sage (Textured)
PT16 Spruce (Textured)	PT17 Red (Textured)	PT18 Deep Red (Textured)	PT19 Blue (Textured)	PT20 Dark Green (Textured)
PT21 Pearl White (Metallic Gloss)	PT22 Platinum (Metallic Gloss)	PT27 Deep Copper (Metallic Gloss)	PT28 Dark Stainless (Metallic Gloss)	PT29 Red Brass (Metallic Gloss)
PT31 Medium Bronze (Metallic Gloss)	PT32 Dark Bronze (Metallic Gloss)	PT33 Dark Blue (Textured)	PT40 Yellow (Textured)	PT41 Orange (Textured)
PT42 Sky Blue (Textured)	PT43 Teal (Textured)	PT44 Green (Textured)	PT45 Purple (Textured)	PT46 Aluminum (Metallic Textured)
PT47 Deep Red Brass (Metallic Textured)	PT48 Brass (Metallic Textured)	PT49 Bronze (Metallic Textured)	PT51 Matte White (Textured)	