



date \_\_\_\_\_  
customer \_\_\_\_\_  
project \_\_\_\_\_  
quantity \_\_\_\_\_

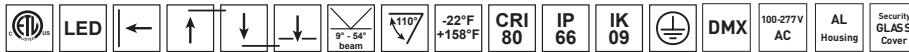
# LINE GRAZER Luminaire



Line Grazer® is a linear lighting wall washer with a robust aluminium housing and a UV resistant glass cover. The product suits perfectly for highlighting outdoor and indoor applications offering powerful and efficient wall washing effects and providing a high environmental protection grade (IP66) as well as impact resistance (IK09).

Line Grazer® is available in a range of monochromatic or color changing temperatures, controlled via DMX. Also a wide range of beam angles and mounting options are available.

- Homogenous light for wall washing applications
- High efficiency up to 4800 lm
- 5 beam angles: 9°, 28°, 45°, 10°x 54°, Asym.
- Surfaced or recessed mounted
- Easy serial connection
- Thermal



| Family    | Model / Wattage / Length | Finish     | Application  | Bracket Mounting     | Color temp           | Beam               | Driver         | Input voltage    |
|-----------|--------------------------|------------|--------------|----------------------|----------------------|--------------------|----------------|------------------|
| <b>LG</b> |                          |            |              |                      |                      |                    |                |                  |
|           | 300   18W   11.8"        | S   silver | S   surface  | SB   side bracket    | 80/2K8   2800K       | 9   9 degree       | N   * ON / OFF | 120   120V input |
|           | 600   30W   23.6"        | B   black  | R   recessed | HB   high bracket    | 80/4K   4000K        | 10x54   standard   | D   DMX        | 277   277V input |
|           | 900   43W   35.4"        | W   white  |              | LB   low bracket     | 80/6K   6000K        | 28   28 degree     |                |                  |
|           | 1200   55W   47.2"       |            |              | WB   **w/out bracket | 2K8-6K   smart white | 45   45 degree     |                |                  |
|           |                          |            |              |                      | 09   blue            | 16-60   asymmetric |                |                  |
|           |                          |            |              |                      | 11   RGB             |                    |                |                  |
|           |                          |            |              |                      | 11-4K   RGBW (4000K) |                    |                |                  |

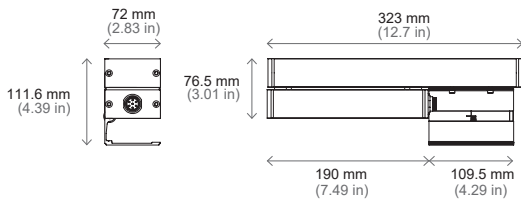
**Notes:**

(\*) ON / OFF - FOR 2800K / 4000K / 6000K MONOCOLOR ONLY  
(\*\*) For recessed version

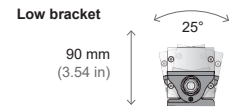
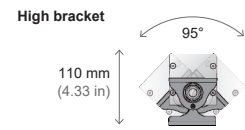
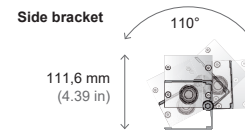
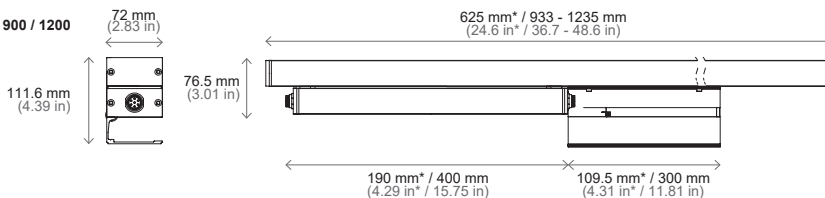
**example...**

| Family    | Model / Wattage / Length | Finish | Application | Color temp    | Beam             | Driver         | Input voltage    |
|-----------|--------------------------|--------|-------------|---------------|------------------|----------------|------------------|
| <b>LG</b> | 1200   55W   47.2"       | S      | SB          | 80/4K   4000K | 10x54   standard | N   * ON / OFF | 120   120V input |

Line Grazer® 300 Side bracket



Line Grazer® 600 / 900 / 1200 Side bracket





# LINE GRAZER Luminaire

| Line Grazer <sup>®</sup> 1200 |  |  |  |  |  |  |  |
|-------------------------------|--|--|--|--|--|--|--|
| Measures                      | 48.6" x 4.4" x 2.8" (1235 x 111.6 x 72 mm)   |  |  |  |  |  |  |
| Weight                        | 9.9lb (4.5 kg)   |  |  |  |  |  |  |
| 48 LEDs pitch 1.0" (25 mm)    |  |  |  |  |  |  |  |
| Power                         | 55 W   |  |  |  |  |  |  |
| Color temperatures            | 2800 K   | 4000 K   | 6000 K   | DW (Dynamic white)   | Blue   | RGB  | RGBW   |
| Lumens output                 | 9° - 3706 lm<br>28° - 3547 lm<br>45° - 3228 lm<br>10°x54° - 3467 lm<br>Asym. - 3308 lm | 9° - 4240 lm<br>28° - 4058 lm<br>45° - 3693 lm<br>10°x54° - 3967 lm<br>Asym. - 3785 lm | 9° - 4834 lm<br>28° - 4626 lm<br>45° - 4210 lm<br>10°x54° - 4522 lm<br>Asym. - 4314 lm | 9° - 4260 lm<br>28° - 4077 lm<br>45° - 3710 lm<br>10°x54° - 3985 lm<br>Asym. - 3802 lm | 9° - 1298 lm<br>28° - 1242 lm<br>45° - 1130 lm<br>10°x54° - 1214 lm<br>Asym. - 1158 lm | 9° - 2544 lm<br>28° - 2435 lm<br>45° - 2216 lm<br>10°x54° - 2380 lm<br>Asym. - 2270 lm | 9° - 3117 lm<br>28° - 2983 lm<br>45° - 2714 lm<br>10°x54° - 2916 lm<br>Asym. - 2782 lm |
| Luminaire efficacy            | 59 to 67 lm/W  | 67 to 77 lm/W  | 76 to 88 lm/W  | 68 to 78 lm/W  | 20 to 24 lm/W  | 40 to 46 lm/W  | 49 to 57 lm/W  |

| LineGrazer <sup>®</sup> 900 |  |  |  |  |   |  |  |
|-----------------------------|--|--|--|--|---|--|--|
| Measures                    | 36.7" x 4.4" x 2.8" (933 x 111.6 x 72 mm)  |  |  |  |   |  |  |
| Weight                      | 3.5 kg   |  |  |  |   |  |  |
| 36 LEDs pitch 1.0" (25 mm)  |  |  |  |  |   |  |  |
| Power                       | 43 W   |  |  |  |   |  |  |
| Color temperatures          | 2800 K   | 4000 K   | 6000 K   | DW (Dynamic white)   | Blue  | RGB  | RGBW   |
| Lumens output               | 9° - 2780 lm<br>28° - 2660 lm<br>45° - 2420 lm<br>10°x54° - 2600 lm<br>Asym. - 2480 lm | 9° - 3180 lm<br>28° - 3044 lm<br>45° - 2770 lm<br>10°x54° - 2975 lm<br>Asym. - 2838 lm | 9° - 3625 lm<br>28° - 3470 lm<br>45° - 3158 lm<br>10°x54° - 3392 lm<br>Asym. - 3236 lm | 9° - 3194 lm<br>28° - 3057 lm<br>45° - 2782 lm<br>10°x54° - 2988 lm<br>Asym. - 2851 lm | 9° - 974 lm<br>28° - 932 lm<br>45° - 848 lm<br>10°x54° - 911 lm<br>Asym. - 869 lm | 9° - 1908 lm<br>28° - 1826 lm<br>45° - 1662 lm<br>10°x54° - 1785 lm<br>Asym. - 1703 lm | 9° - 2337 lm<br>28° - 2237 lm<br>45° - 2035 lm<br>10°x54° - 2187 lm<br>Asym. - 2086 lm |
| Luminaire efficacy          | 56 to 65 lm/W  | 64 to 74 lm/W  | 73 to 84 lm/W  | 65 to 74 lm/W  | 20 to 23 lm/W   | 39 to 44 lm/W  | 48 to 54 lm/W  |

| Line Grazer <sup>®</sup> 600 |  |  |  |  |   |  |  |
|------------------------------|--|--|--|--|---|--|--|
| Measures                     | 24.6" x 4.4" x 2.8" (625 x 111.6 x 72 mm)  |  |  |  |   |  |  |
| Weight                       | 4.4lb (2.0 kg)   |  |  |  |   |  |  |
| 24 LEDs pitch 1.0" (25 mm)   |  |  |  |  |   |  |  |
| Power                        | 30 W   |  |  |  |   |  |  |
| Color temperatures           | 2800 K   | 4000 K   | 6000 K   | DW (Dynamic white)   | Blue  | RGB  | RGBW   |
| Lumens output                | 9° - 1852 lm<br>28° - 1773 lm<br>45° - 1613 lm<br>10°x54° - 1735 lm<br>Asym. - 1655 lm | 9° - 2120 lm<br>28° - 2029 lm<br>45° - 1846 lm<br>10°x54° - 1983 lm<br>Asym. - 1892 lm | 9° - 2417 lm<br>28° - 2313 lm<br>45° - 2105 lm<br>10°x54° - 2261 lm<br>Asym. - 2157 lm | 9° - 2130 lm<br>28° - 2038 lm<br>45° - 1855 lm<br>10°x54° - 1992 lm<br>Asym. - 1901 lm | 9° - 650 lm<br>28° - 622 lm<br>45° - 566 lm<br>10°x54° - 608 lm<br>Asym. - 580 lm | 9° - 1272 lm<br>28° - 1217 lm<br>45° - 1108 lm<br>10°x54° - 1190 lm<br>Asym. - 1135 lm | 9° - 1558 lm<br>28° - 1491 lm<br>45° - 1357 lm<br>10°x54° - 1458 lm<br>Asym. - 1390 lm |
| Luminaire efficacy           | 54 to 62 lm/W  | 62 to 71 lm/W  | 70 to 81 lm/W  | 62 to 72 lm/W  | 19 to 22 lm/W   | 37 to 42 lm/W  | 45 to 52 lm/W  |

| Line Grazer <sup>®</sup> 300 |   |   |  |   |   |   |   |
|------------------------------|---|---|--|---|---|---|---|
| Measures                     | 12.7" x 4.4" x 2.8" (323 x 111.6 x 72 mm)   |   |  |   |   |   |   |
| Weight                       | 2.6lb (1.2 kg)  |   |  |   |   |   |   |
| 12 LEDs pitch 1.0" (25 mm)   |   |   |  |   |   |   |   |
| Power                        | 18 W  |   |  |   |   |   |   |
| Color temperatures           | 2800 K  | 4000 K  | 6000 K   | DW (Dynamic white)  | Blue  | RGB   | RGBW  |
| Lumens output                | 9° - 927 lm<br>28° - 887 lm<br>45° - 810 lm<br>10°x54° - 870 lm<br>Asym. - 825 lm | 9° - 1060 lm<br>28° - 1015 lm<br>45° - 923 lm<br>10°x54° - 992 lm<br>Asym. - 946 lm | 9° - 1208 lm<br>28° - 1156 lm<br>45° - 1052 lm<br>10°x54° - 1130 lm<br>Asym. - 1078 lm | 9° - 1065 lm<br>28° - 1115 lm<br>45° - 927 lm<br>10°x54° - 995 lm<br>Asym. - 950 lm | 9° - 325 lm<br>28° - 312 lm<br>45° - 284 lm<br>10°x54° - 305 lm<br>Asym. - 290 lm | 9° - 638 lm<br>28° - 610 lm<br>45° - 555 lm<br>10°x54° - 596 lm<br>Asym. - 569 lm | 9° - 779 lm<br>28° - 746 lm<br>45° - 675 lm<br>10°x54° - 730 lm<br>Asym. - 695 lm |
| Luminaire efficacy           | 46 to 52 lm/W   | 51 to 59 lm/W   | 58 to 68 lm/W  | 52 to 59 lm/W   | 16 to 18 lm/W   | 31 to 35 lm/W   | 38 to 43 lm/W   |