



# LQ413/LQ423 SERIES

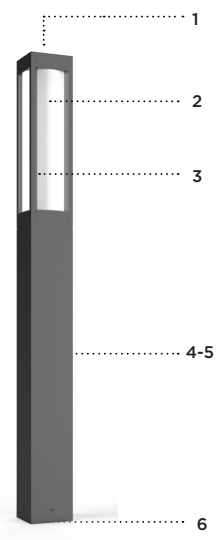
## Lumiquad - LED

4" BOLLARD

TYPE: \_\_\_\_\_ QUANTITY: \_\_\_\_\_ PROJECT: \_\_\_\_\_


CATALOG NUMBER:

FIXTURE SUFFIX VOLTAGE FINISH OPTION OPTION OPTION OPTION




- 1- Heavy cast aluminum top cover.
- 2- Ø 4" (102) High impact white translucent acrylic diffuser UV stabilized. Available acrylic heights include 12" (305) and 24" (610).
- 3- 4x extruded aluminum struts.
- 4- Cast aluminum driver housing.
- 5- Ø 4" (102) extruded aluminum square body.
- 6- Cast aluminum mounting base.

LQ413



LQ423



**MATERIALS**

**Lumiquad** bollard is made of corrosion resistant 356 aluminum alloy with a copper (CU) content of less than 0.1%. LED is contained in a white UV stabilized high impact acrylic sealed cylinder. The assembly is designed to provide a uniform column illumination.

**ELECTRICAL**

**DRIVER** Standard driver is 0-10V dimming-ready (dims to 10%) with: 120-277 multi-volt compatibility (50-60Hz), operating temperatures of -40°C/-40°F to 55°C/131°F, output over voltage protection, output over current protection, output short circuit protection with auto-recovery.

**LED** 2700K/3000K/3500K/4000K CCT with 80 CRI. Optional RGBW.

**LIFE**

50,000hrs  $L_{80}B_{50}$  (based on IESNA TM-21 Test Method and LM-80 data).

**FINISH**

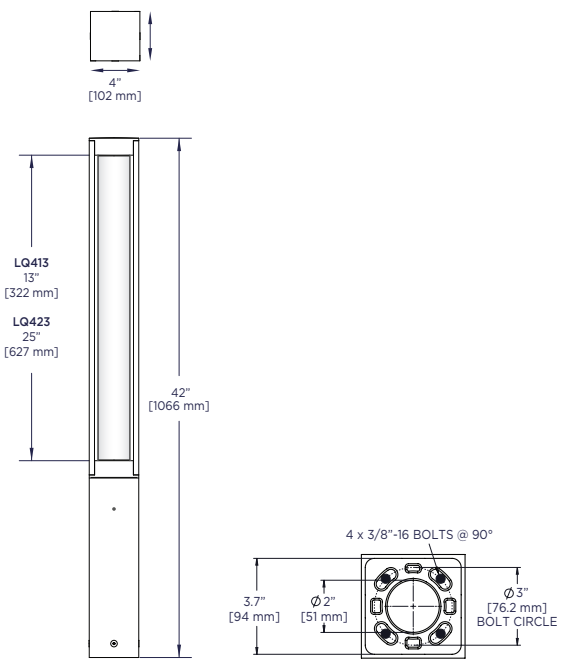
Five-stage preparation process includes preheating of cast aluminum parts for air extraction. Polyester powder coating is applied through an electrostatic process, and oven cured for long term finish.

**CERTIFICATION**

Tested to UL1598 and CSA 22.2 #250. ETL listed wet location. Photometric testing performed by an independent laboratory in accordance with IES LM-79-08 standards at 25°C. Lumen depreciation in accordance with IESNA LM80 standards. CE certification on request. Rated IP65.

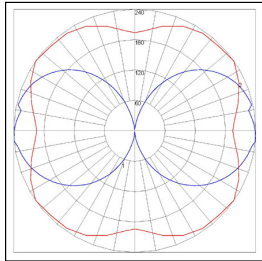
**MOUNTING**

Mounts with a set of 4 x 3/8"-16 x 3 3/4" lg galvanized anchor bolts.



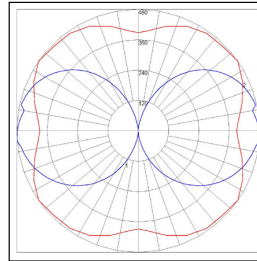
# LQ413/LQ423 SERIES Lumiquad - LED

## TYPICAL PHOTOMETRY SUMMARY



### Descriptive Information

LQ413-L4L20  
Total Lms: 2099 Lumens  
Total Input Watts: 20 W  
Efficacy: 105 Lumens/Watt  
BUG: B1-U4-G2  
CCT/CRI: 4000K/80  
Maximum Candela: 239 @ 37.5°H/85°V



### Descriptive Information

LQ423-L4L40  
Total Lms: 4198 Lumens  
Total Input Watts: 40 W  
Efficacy: 105 Lumens/Watt  
BUG: B1-U5-G3  
CCT/CRI: 4000K/80  
Maximum Candela: 477 @ 37.5°H/85°V

Please visit our web site [www.luminis.com](http://www.luminis.com) for complete I.E.S. formatted download data.

## LUMINAIRE SELECTION

MODEL#	LED LIGHT SELECTION (4000K/80CRI)	VOLTAGE <sup>1</sup>	FINISH																																				
<p><input type="checkbox"/> LQ413   <input type="checkbox"/> LQ423</p> <p><b>White LED</b></p> <p><input type="checkbox"/> LQ413   <input type="checkbox"/> LQ423</p> <p><b>RGBW LED</b> (color for ref. only)</p>	<table border="1"> <thead> <tr> <th>SUFFIX</th> <th>DELIVERED LUMENS</th> <th>INPUT WATTS</th> <th>LM / FT</th> </tr> </thead> <tbody> <tr> <td><input type="checkbox"/> L4L6</td> <td>857</td> <td>8</td> <td>857</td> </tr> <tr> <td><input type="checkbox"/> L4L9</td> <td>1064</td> <td>10</td> <td>1064</td> </tr> <tr> <td><input type="checkbox"/> L4L14</td> <td>1478</td> <td>15</td> <td>1478</td> </tr> <tr> <td><input type="checkbox"/> L4L20</td> <td>2099</td> <td>20</td> <td>2099</td> </tr> <tr> <td><input type="checkbox"/> L4L12</td> <td>1271</td> <td>11</td> <td>636</td> </tr> <tr> <td><input type="checkbox"/> L4L18</td> <td>1921</td> <td>17</td> <td>961</td> </tr> <tr> <td><input type="checkbox"/> L4L28</td> <td>2956</td> <td>27</td> <td>1478</td> </tr> <tr> <td><input type="checkbox"/> L4L40</td> <td>4198</td> <td>40</td> <td>2099</td> </tr> </tbody> </table>	SUFFIX	DELIVERED LUMENS	INPUT WATTS	LM / FT	<input type="checkbox"/> L4L6	857	8	857	<input type="checkbox"/> L4L9	1064	10	1064	<input type="checkbox"/> L4L14	1478	15	1478	<input type="checkbox"/> L4L20	2099	20	2099	<input type="checkbox"/> L4L12	1271	11	636	<input type="checkbox"/> L4L18	1921	17	961	<input type="checkbox"/> L4L28	2956	27	1478	<input type="checkbox"/> L4L40	4198	40	2099	<input type="checkbox"/> 120V <input type="checkbox"/> 277V  Optional <input type="checkbox"/> 347V <input type="checkbox"/> 480V	<b>STANDARD COLORS</b> <input type="checkbox"/> WHT Snow white <input type="checkbox"/> BKT Jet black <input type="checkbox"/> BZT Bronze <input type="checkbox"/> MST Matte silver <input type="checkbox"/> GRT Titanium gray <input type="checkbox"/> DGT Gun metal <input type="checkbox"/> CHT Champagne  <b>OPTIONAL COLORS</b> <input type="checkbox"/> CS Custom color <input type="checkbox"/> RAL RAL# color  (Refer to color chart)
	SUFFIX	DELIVERED LUMENS	INPUT WATTS	LM / FT																																			
<input type="checkbox"/> L4L6	857	8	857																																				
<input type="checkbox"/> L4L9	1064	10	1064																																				
<input type="checkbox"/> L4L14	1478	15	1478																																				
<input type="checkbox"/> L4L20	2099	20	2099																																				
<input type="checkbox"/> L4L12	1271	11	636																																				
<input type="checkbox"/> L4L18	1921	17	961																																				
<input type="checkbox"/> L4L28	2956	27	1478																																				
<input type="checkbox"/> L4L40	4198	40	2099																																				
<table border="1"> <thead> <tr> <th>SUFFIX</th> <th>DELIVERED LUMENS</th> <th>INPUT WATTS</th> <th>LM / FT</th> </tr> </thead> <tbody> <tr> <td>LQ413 <input type="checkbox"/> L4RGBW</td> <td>1322</td> <td>21</td> <td>1322</td> </tr> <tr> <td>LQ423 <input type="checkbox"/> L4RGBW</td> <td>2110</td> <td>30</td> <td>1055</td> </tr> </tbody> </table> <p><b>Note:</b> Values are for total delivered lumens. For individual maximum output values, refer to page 3. White CCT is 4000K &amp; 80CRI.</p>	SUFFIX	DELIVERED LUMENS	INPUT WATTS	LM / FT	LQ413 <input type="checkbox"/> L4RGBW	1322	21	1322	LQ423 <input type="checkbox"/> L4RGBW	2110	30	1055																											
SUFFIX	DELIVERED LUMENS	INPUT WATTS	LM / FT																																				
LQ413 <input type="checkbox"/> L4RGBW	1322	21	1322																																				
LQ423 <input type="checkbox"/> L4RGBW	2110	30	1055																																				

## OPTIONS

### ELECTRICAL

- FS Fuse
- SP Surge protector 10KV
- PH Photocell
- REML2-50 Remote mount battery backup (7W / 90 min.)  
Remote mount to 50ft. 12" square enclosure with access cover.<sup>3</sup>

### ACCESSORIES

- GFI Ground fault circuit interruption flush receptacle (LQ413 only)<sup>2</sup>
- CGF Ground fault circuit interruption with clear in-use cover (LQ413 only)<sup>2</sup>
- BLC Blockout shield (specify which side)
- DECO1 Decorative shroud
- DECO2 Decorative shroud

### LIGHT

- Alternate CCT °K LED (LCF: Lumen conversion factor)
- K27 2700K CCT 80 CRI (LCF: 0.91)
  - K3 3000K CCT 80 CRI (LCF: 0.94)
  - K35 3500K CCT 80 CRI (LCF: 0.98)
  - K4 4000K CCT 80 CRI (LCF: 1.00)

NOTE: Other CCT & higher CRI available, please consult factory.

### NOTES

- 1- If no voltage is specified, luminaires are factory prewired by default for 120V. For other voltages, please specify with catalog number, or consult factory.
- 2- GFI and CGF options are installed 18" above grade unless otherwise specified. CGF cover protrudes by 3.62" (92). 120V required for GFI or CGF.
- 3- REML2-50 not compatible with PH.
- 4- OAH increases by 1" for RGBW models. See page 3 for details.
- 5- RGBW not available with 347V, 480V, PH, REML2-50.



## LQ413/LQ423 SERIES Lumiquad - LED

### RGBW DETAILS

#### RGBW DMX

Total delivered lumens<sup>5</sup>

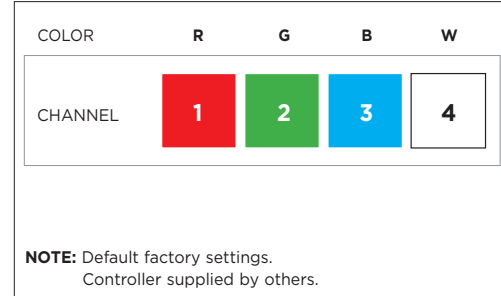
#### RGBW - DMX / RDM 4 channels

Users can generate any color by mixing the intensity of four independent red, green, blue and white channels.

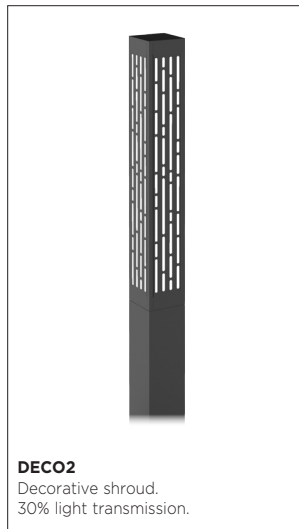
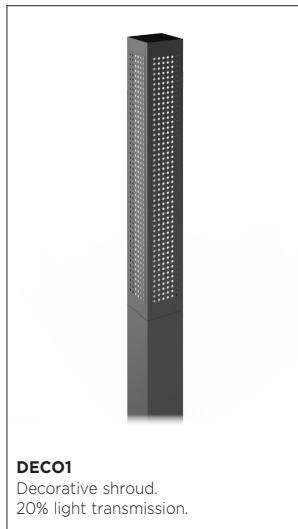
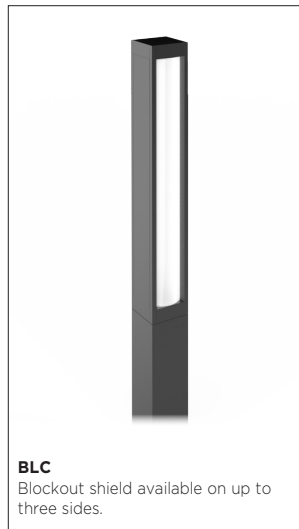
**Maximum output values**

	WHITE 4000K			TOT RGB			TOT		
	W	lm	lm/ft	W	lm	lm/ft	W	lm	lm/ft
LQ413	5	689	689	16	633	633	21	1322	1322
LQ423	8	1053	527	22	1057	528	30	2110	1055

The fixtures will be delivered with the default address 1.



### ACCESSORIES



### RGBW DIMENSIONS

