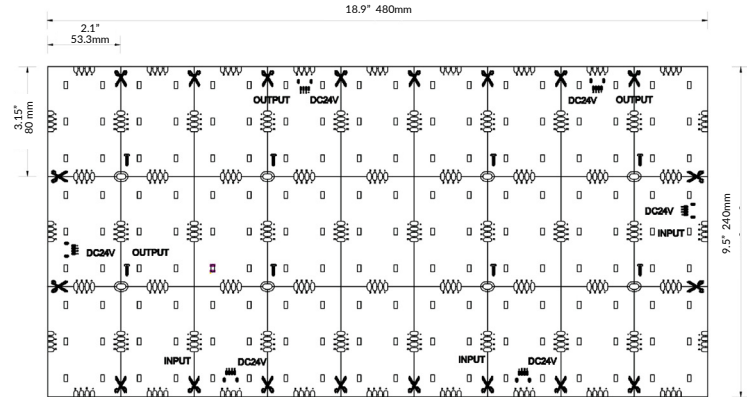





COLOR CHANGING FLEX SHEET - IP54

RGB / Flexible LED Sheet / 24V



TECHNICAL INFORMATION


WATTAGE	19.5W per sheet
IP RATING	IP54 - Damp location. Not suitable for submersion, limited protection against wet locations and harsh environments.
TOTAL OUTPUT	RGB - 593 lm Red - 182 lm Green - 356 lm Blue - 75 lm
INPUT VOLTAGE	24VDC
CUT LENGTH	Cuttable every 8 LEDs or 2" x 3" sections
MAXIMUM RUN	6 sheets in series connection
SHEET DIMENSIONS	19" W x 9.5" H (480mm x 240mm)
ADHESIVE BACKING	Yes - 3M™ mounting adhesive tape
LIFESPAN	50,000 hrs
WARRANTY	3 year limited
POWER SUPPLY	Compatible with all non-dimmable 24VDC power supplies -- see power supply section of website

RECOMMENDED APPLICATIONS:

- Back-lit graphics
- Sign lighting
- Retail displays

CONNECTORS:

One (1) power connector (length 48") and two (2) connector cables are included with each sheet. Do not exceed 6A.



MOUNTING OPTIONS:

See page 2 for full mounting details. 3M™ mounting adhesive included on the back of sheet. Holes available for securing with screws.

PART NUMBER BUILDER / ORDERING GUIDE

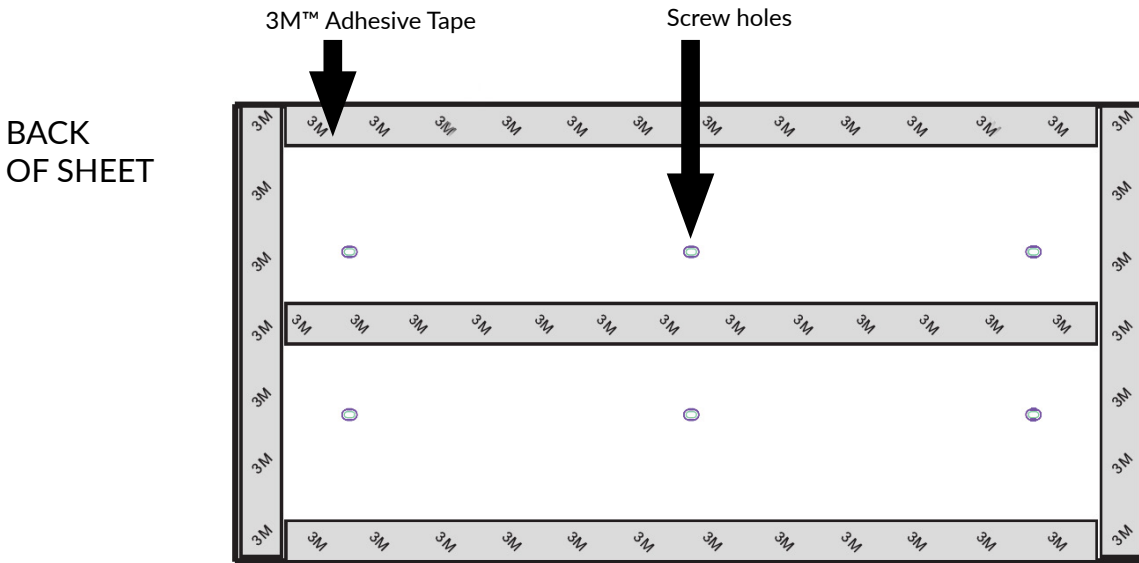
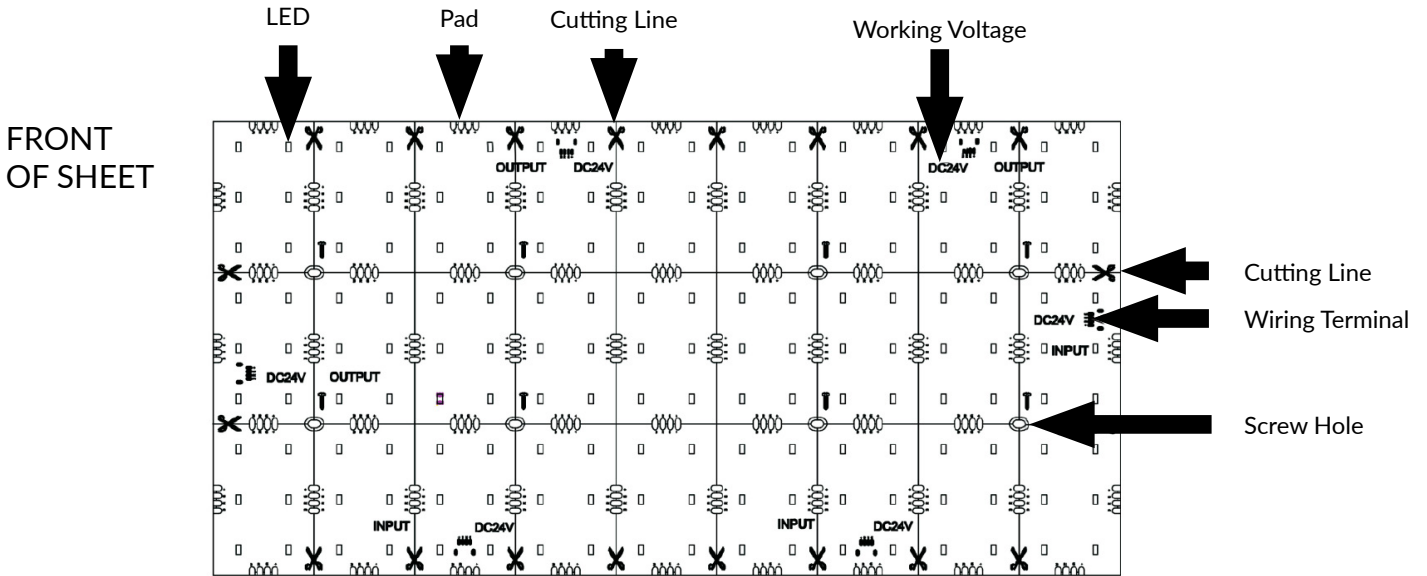
Example part number: LLI-FS19.5W-54-RGB-24V

SERIES	IP RATING	COLOR	VOLTAGE
LLI-FS19.5W	54	RGB	24V



COLOR CHANGING FLEX SHEET - IP54

RGB / Flexible LED Sheet / 24V

INSTALLATION / MOUNTING OPTIONS



Screw holes (detail)

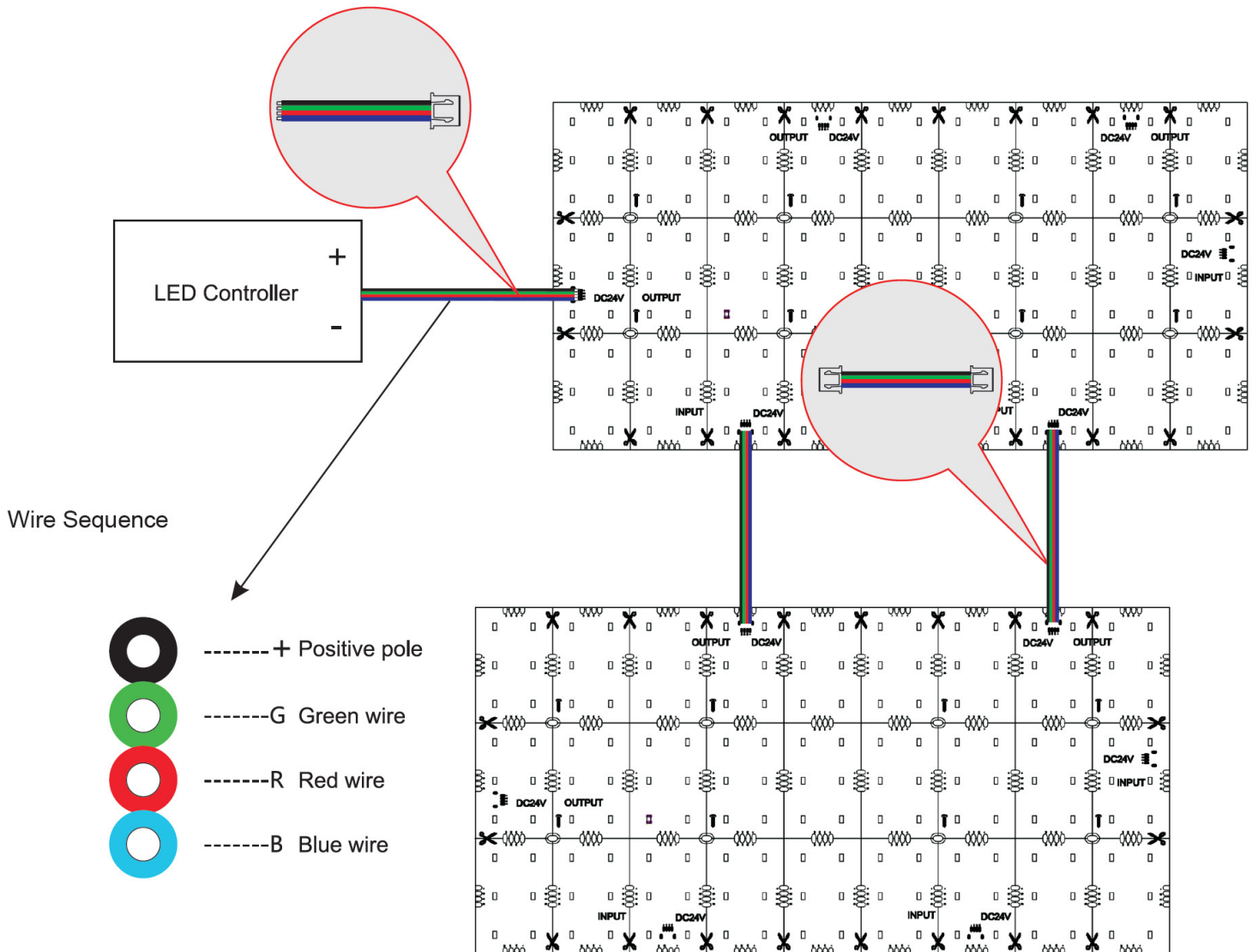


COLOR CHANGING FLEX SHEET - IP54

RGB / Flexible LED Sheet / 24V

WIRING DIAGRAM

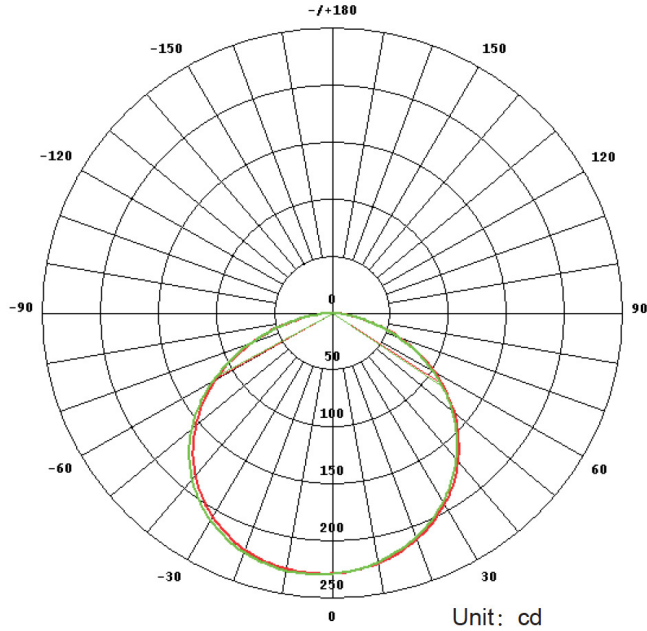
NOTE: Polarity is crucial for correct operation. Note the “input” and “output” labeling on each terminal before connecting.



COLOR CHANGING FLEX SHEET - IP54

RGB / Flexible LED Sheet / 24V

PHOTOMETRY & TESTING



Unit: cd
 — C0 /180,117.1°
 — C90/270,116.8°

AVERAGE BEAM ANGLE(50%): 117.0°

Flux Out: 529.7lm

