

Client:

Project:



Type:

Order Code:

Quantity:

Flex One SO Interior provides the best in class color rendering, fidelity, and gamut of any LED strip product. It can be cut in one inch increments to create the exact length needed for your specific application. It is available in 2400K, 2700K, 3000K, 3500K, & 4000K, and features a lumen output of up to 235 per foot, with a minimum CRI of 95. The combination of it's high output and low profile allows for a wide variety of cove, millwork, signage, and many other interior applications.

SPECIFICATIONS

Colors	2400K, 2700K, 3000K, 3500K, 4000K
Spool Length + Cut Points	16.4' (5m), cut points every 1" (25mm)
Beam Angle	116°
Max Fixture Runs	16.4' (5m) - 1 spool maximum
Photometrics	Up to 235 lumens per foot, >95 CRI (See page 6 for details)
Dimming Protocols	Symmetric forward phase control (MLV), DMX, 0-10V (sink and source), DALI
Power Consumption	Minimum of 2.43W per foot (40W per spool), see page 5 for per section details.
Operating Voltage	24VDC
Lumen Maintenance	L70 @ 50,000 hours (25° C)
Mounting	3M VHB adhesive backing included, optional aluminum channels
Finish	White
Material	Copper strip
Ambient Operating Temperature	32° F to 104° F (0° C to 40° C)
IP Rating	IP20, dry location
IK Rating	IK00, not protected
Fixture Connectors	3.28' (1m) attached feed cable included
Warranty	3 years standard, 5 years optional (additional charge)
Weight	1 lbs (0.5kg)
Dimensions	W: 0.47" H: 0.18" L: 16.4' (12 x 4.7 x 5000mm)
Certifications	 

ORDER CODES

* indicates special order

FLEXOSI#

Color:

24 = 2400K
27 = 2700K
3 = 3000K
35 = 3500K
4 = 4000K

RELATED COMPONENTS

Power Supplies (for use with single channel drivers or non dimming applications)



APS-240-24

5 spools maximum

240W, 24VDC, Dry location, DIN rail mount
115-230VAC (47-63Hz) input



APS-300-24-IP

6 spools maximum

300W, 24VDC, IP66 Damp location
100-277VAC (50-60Hz) input

APS-480-24

10 spools maximum

480W, 24VDC, Dry location, DIN rail mount
115-230VAC (47-63Hz) input

Single Channel Multi Protocol Driver (for use with stand alone power supplies above when dimming is required)



ALD001

AL Driver 1

Single channel DMX + 0-10V (sink & source) driver, 0 -100% dimming range
6-24VDC input, 1 spool maximum
Use in conjunction with APS series

RELATED COMPONENTS

Power Supplies (MLV) *Approved in line dimmer required*

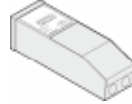


M96L24DC

2 spools maximum

96W, 24VDC, Wet location

120VAC input, 1-100% dimming range



M300L24DC

6 spools maximum

300W, 24VDC, Wet location

120VAC input, 1-100% dimming range

M96L24DC-277V

2 spools maximum

96W, 24VDC, Wet location

277VAC input, 1-100% dimming range

M300L24DC-277V

6 spools maximum

300W, 24VDC, Wet location

277VAC input, 1-100% dimming range

High Wattage Multi-protocol Drivers



ALD-200-24

AL Driver 200 24V, 4 spools max

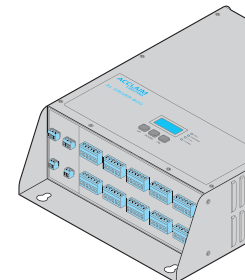
200W 24V power supply + DMX,
0-10V (sink & source) & DALI driver
4 output ports, 100-277VAC input



ALD-400-24

AL Driver 400 24V, 9 spools max

400W 24V power supply + DMX,
0-10V (sink & source) & DALI driver
6 output ports, 100-277VAC input



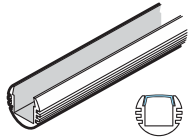
ALD-800-24

AL Driver 800 24V, 18 spools max

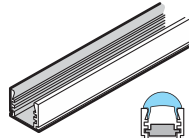
800W 24V power supply + DMX,
0-10V (sink & source) & DALI driver
10 output ports, 100-277VAC input

RELATED COMPONENTS

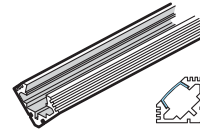
Flex Channels (please see individual channel spec sheets for accessory details)



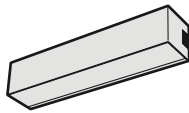
FLK PEN
Flex pendant channel
3.28' (1m)



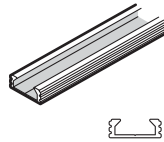
FLK GRZ
Flex graze channel
3.28' (1m)



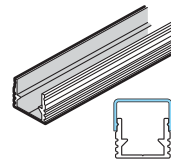
FLK 45D
Flex 45 degree channel
3.28' (1m)



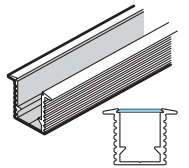
FLK DUL
Flex dual channel
3.28' (1m)



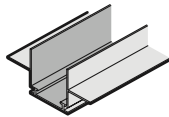
FLX444
Flex channel low profile
4' (1.21m)



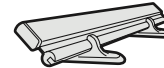
FLX888
Flex channel tall profile
4' (1.21m)



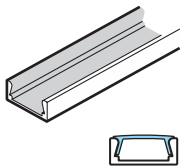
FLX777
Flex channel recessed
4' (1.21m)



FLK DWM+DWC/DWF
Flex dry wall channel
3.28' (1m)



FLK SWI
Flex swivel channel
3.28' (1m)



FLK MIN
Flex mini channel
3.28' (1m)

RELATED COMPONENTS

Connection Cables



FLEXOI-FC
Features SecureLock connector
Flex One Interior feed cable
3.28'(1M)



FLEXOI-LC1
Features SecureLock connectors
Flex One Interior link cable
1'(305mm)



FLEXOI-LC
Flex One Interior link connector
Features SecureLock connector

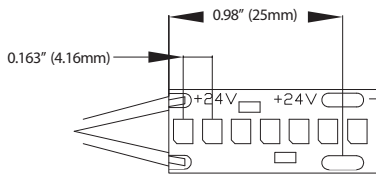
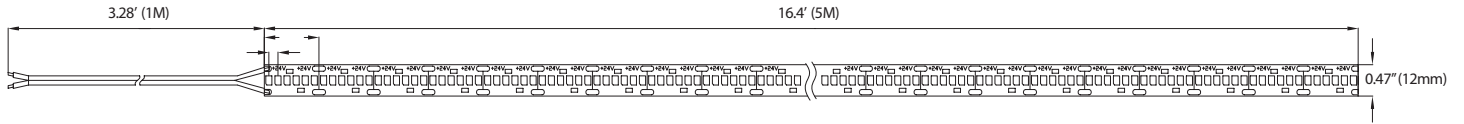


FLEXOI-L90
Features SecureLock connectors
Flex One 90° link connector



FLEXOI-LT
Features SecureLock connectors
Flex One T link connector

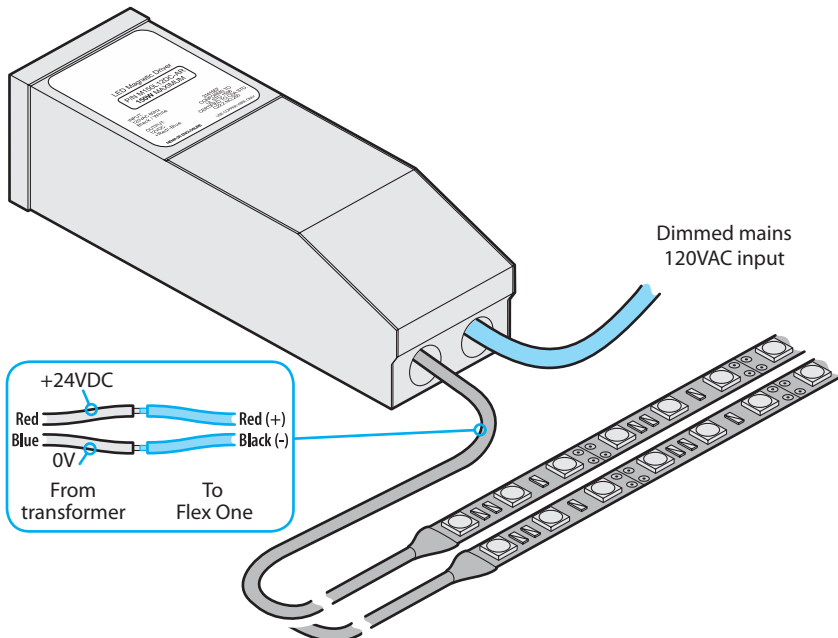
DIMENSIONS



WIRING

Wire size guide (w/ 1.7A load)

Gauge	Cond.	Max feet to flex
18 AWG	2	80
14 AWG	2	200
12 AWG	2	300



PHOTOMETRICS

Color	Lumens (per foot)	Max Candela	CRI	R9	CQS	TM30	Rf	Rg
2400K	207	63.6	96.9	79	90.8	91.7	91.7	97.4
2700K	217	65.9	96.6	89	94.8	92.5	92.5	99.5
3000K	229	69.9	97.3	86	94.7	91.6	91.6	98.3
3500K	232	78	95.8	96	95.5	89.8	89.8	98.1
4000K	235	71.1	95.4	89	95.5	89.9	89.9	99.1

POWER CONSUMPTION CHART

Length	Max. Power Consumption
1' (IES test samples)	3W, 3W p/f
2'	6W, 3W p/f
3'	9W, 3W p/f
4'	12W, 3W p/f
5'	14W, 2.8W p/f
6'	16W, 2.66W p/f
7'	18W, 2.57W p/f
8'	20W, 2.5W p/f
9'	22W, 2.44W p/f
10'	24W, 2.4W p/f
11'	26W, 2.36W p/f
12'	28W, 2.33W p/f
13'	30W, 2.3W p/f
14'	32W, 2.28W p/f
15'	34W, 2.26W p/f
16.4' (full spool)	40W, 2.43W p/f