

UNO HELIX

LED direct corkscrew pendant with frosted white acrylic diffuser



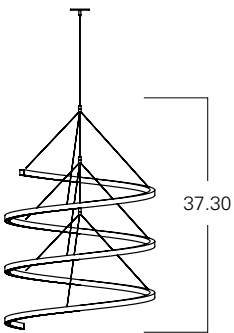
CONSTRUCTION

- o Extruded aluminum outer housing
- o Direct white frosted acrylic diffuser.
- o 8 ft. gray or white 18 AWG adjustable power cord and AC cables. Push button grippers supplied, standard.
- o Specify **XP** for additional length (25 ft. max.).
- o Mounts to J-box with mudring. J-bo must attach to structure able to support 75 lb.
- o Drivers and/or DMX interface are remote mounted.
- o cUL listed for dry locations only.

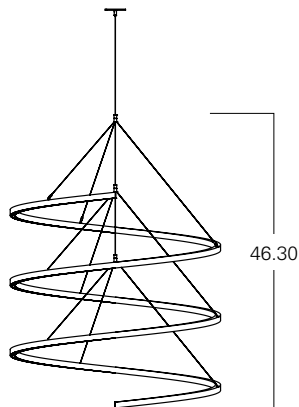
MODEL#	FINISH	LEDS	DIMMING
UC3HELIX-3 ft. UC4HELIX-4 ft. UC5HELIX-5 ft.	S-Silver W-White K-Black CC-Custom*	W30 W35 W40 Red Blue SQ-RGB	D-Standard BDIM-W11 BDMXMOD
Example:			
UC5HELIX	S	W35	D

BTRAXW-Traxon Light Drive (enter quantity)		XP- Extra power cord (in inches, 25 ft. max.)	
XL- custom lumen reduction (specify lumens)		*CC-Custom (specify RAL color)	

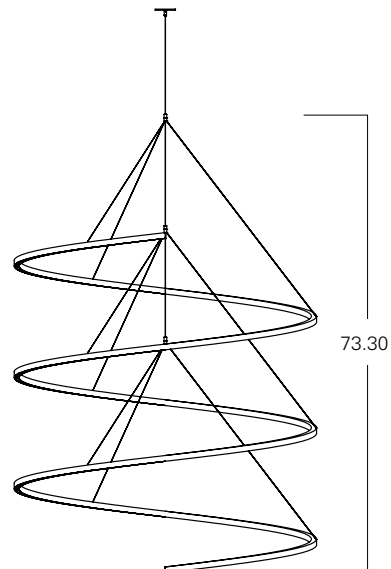
UC3HELIX
Remote drivers
3 ft. diameter



UC4HELIX
Remote drivers
4 ft. diameter



UC5HELIX
Remote drivers
5 ft. diameter



UNO HELIX

LED direct corkscrew pendant with frosted white acrylic diffuser



WHITE LEDS

Nichia Corp. NFSL757 tight bin chips on aluminum boards. Specify color: W30–3000° Kelvin, W35–3500° Kelvin, or W40–4000° Kelvin. 90 CRI.

Note: Two drivers supplied per fixture.

COLOR LEDS

Flexible 5050 tapelights. Specify **R**–Red, **B**–Blue, or **SQ**–RGB Sequencer. **SQ** includes **BDMXMOD**–DMX 512 RGB interface; or order **BTRAXW**–Traxon Light Drive DMX wall box separately (see below). 12V constant voltage driver for single color, 24V for RGB sequencer.

DIMMING

- **D**–standard supplied driver. 0–10V, programmable, 1% dimming, 120/277V, 50/60 Hz.
- **BDIM-W11**–Lutron EcoSystem LED14 Series, 1% dimming, fade-to-off. Remote (**SR, CR, NCR**) install only.

CUSTOM LUMEN OUTPUT REDUCTION

Factory set custom reduced-lumen output driver configuration. Order **XL**. Specify lumens..

WATTS / LUMENS / DRIVERS REQUIRED

DIAMETER: NOMINAL (ACTUAL)	WATTS	DELIVERED LUMENS	WEIGHT
3 ft. (37.30 in.)	105	9,750	30 lb
4 ft. (46.30 in.)	140	13,000	40 lb
5 ft. (73.30 in.)	175	16,250	50 lb

REMOTE DRIVERS

All drivers must be remote mounted, and accessible after installation. For suspended and hard lid ceilings with access panels. Canopy mounts to mud ring attached to J-box, which must be attached to structure capable of supporting 75 lbs.

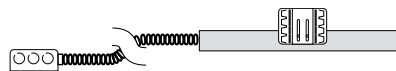
NOTE: Multiple drivers must be mounted no less than 4 inches apart side-by-side, and 1 inch apart end-to-end, to avoid overheating.

Standard pendant length: 8 ft. Specify **XP** for extra pendant. Maximum canopy to fixture distance: 25 ft. Maximum canopy to driver distance: 100 ft. (with 10 AWG wire).



Remote Driver Canopy
3.8 x 0.45 in.

Remote driver installation.



TRAXON/OSRAM LIGHT DRIVE**

BTRAXW–white faceplate

- Standalone, wall-mounted (12V power supply included) DMX controller for RGBW LED that provides direct access to fixtures.
- Tune color and brightness with the Light-Drive wheel.
- Fully dimmable white mode button.
- See <http://www.osram.com/ecue> for details.

AIRCRAFT CABLE

NOTE: Not recommended for outdoor use, where fixture will be exposed to water, or subject to wind oscillation. Avoid use near HVAC vents and in environments with corrosive chemical vapors, such as swimming pools.

ACRYLIC DIFFUSER CLEANING

WARNING: Do not clean with ammonia based cleaners (e.g. Windex®). Use only water or cleaners specifically formulated for cleaning plastics.