



MEDIA linear squares

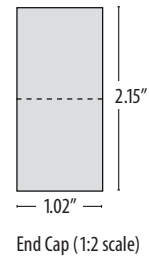
direct linear LED pendants with white acrylic lens



CONSTRUCTION

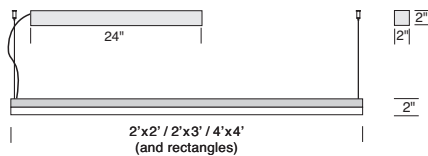
- Media² is a stand alone 2', 3', or 4' square or rectangular pendant fixture. Each fixture requires its own power feed.
- Aluminum extrusion with a matte anodized finish. Corner joints are mitred.
- Diffuser is extruded, frosted white acrylic, mitred corners.
- Suspended with field-adjustable aircraft cable, with push-button glider.
- 8' gray or white 18 AWG power cord. Each fixture requires its own power feed. For extra cord, order **XP** (max. 25 ft.).
- Standard driver, constant current, 120/277V, 50/60 Hz. Class 2, in a remote housing.
- Back plate has a 7/8" opening for direct conduit feed and is not intended for J-box mount.
- cUL listed for dry locations.

MODEL#	SIZE	LEDS	DRIVERS	EMERGENCY	OPTION
M2LD-down	2x2 3x3	W30 Red	D-Standard	EM-Emergency	SLRD
M2LS-side	2x3 3x4	W35 Blue	BDIM-W11		S100P
	2x4 4x4	W40 SQ-RGB	BDMXMOD		

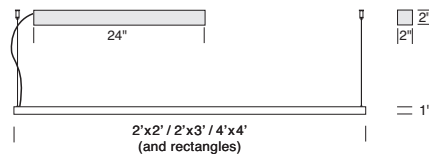


BTRAXW-Traxon Light Drive (enter quantity): XP-Extra power cord (in inches, 25 ft. max.):

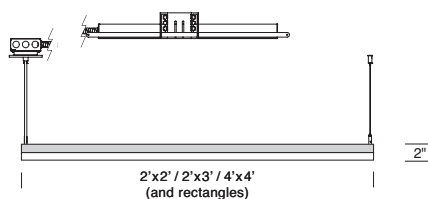
M2LD-Media Squared, Down, Pendant Mount



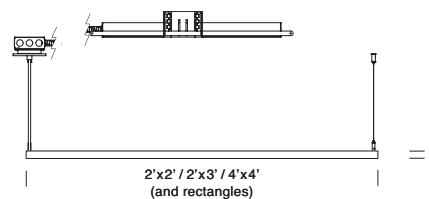
M2LS-Media Squared, Side, Pendant Mount



M2LD-Media Squared, Down, SLRD Mount



M2LS-Media Squared, Side, SLRD Mount



MEDIA linear squares

direct linear LED pendant with white acrylic lens



WHITE LEDS

- o Nichia Corp. NPSL757 linear board chips.
- o White color temperatures include W30 (3000K), W35 (3500K) and W40 (4000K).
- o CRI: 90.0, R9 ≥ 50.0

COLOR LEDS

- o Flexible 5050 tape lights.
- o 12V single color LEDs (Red and Blue), 1.6W per ft.
- o 24V **SQ**-RGB, 4.8W per ft., controlled with **BDMXMOD** DMX 512 interface.
- o Optional wall box control, offered separately. (See Traxon Light Drive, below).

DIMMING

- o **D**-standard supplied driver. 0-10V, programmable, 1% dimming, 120/277V, 50/60 Hz.
- o **BDM-W11**-Lutron EcoSystem LED14 Series, 1% dimming, fade-to-off.

EMERGENCY

Battery pack provides 10W for 90 minutes. Adds additional length to driver housing.

TRAXON/OSRAM LIGHT DRIVE

- o **BTRAXW**-white faceplate
- o Standalone, wall-mounted (12V power supply included) DMX controller for RGBW LED that provides direct access to fixtures.
- o Tune color and brightness with the Light-Drive wheel.
- o Fully dimmable white mode button.
- o See <http://www.osram.com/ecue> for details.

AIRCRAFT CABLE

NOTE: Not recommended for outdoor use, where fixture will be exposed to water, or subject to wind oscillation. Avoid use near HVAC vents and in environments with corrosive chemical vapors, such as swimming pools.

ACRYLIC DIFFUSER CLEANING

WARNING: Do not clean with ammonia based cleaners (e.g. Windex®). Use only water or cleaners specifically formulated for cleaning plastics.

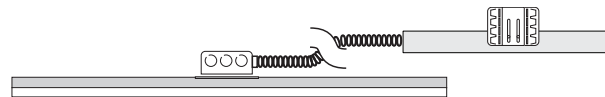
WATTS / LUMENS

LENGTH	LO/ EACH SIDE		HO/ EACH SIDE	
	WATTS	DELIVERED LUMENS	WATTS	DELIVERED LUMENS
2 ft.	10	725	15	1,081
3 ft.	15	1,081	22	1,622
4 ft.	20	1,449	30	2,162

RECESSED DRIVER

Driver must be accessible after installation. Multiple drivers must be mounted no less than 4 inches apart side-by-side, and 1 inch apart end-to-end, to avoid overheating

Standard pendant length: 8 ft. Specify **XP** for extra pendant. Maximum canopy to fixture distance: 25 ft. Maximum canopy to driver distance: 100 ft. (with 10 AWG wire). Order **SLRD**.



OPTIONAL J-BOX COVER

Cover plate mounts to maximum 4" square J-box. Ballast housing mounts to wall on top of cover plate, which may be painted to match ceiling or wall, and includes two mounting spacers to offset cover thickness. Order **S100P**.

