

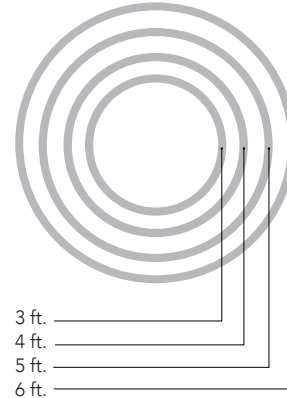
DOS iO

in/out LED circular pendant with opal acrylic lens



CONSTRUCTION

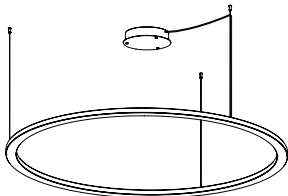
- Extruded aluminum outer housing
- Direct/indirect white frosted acrylic diffuser.
- 8 ft. gray or white 18 AWG adjustable power cord and AC cables. Push button grippers supplied, standard. Specify **XP** for additional length (25 ft. max.).
- Drivers and DMX module installed in surface mount canopy. For remote driver installation, see below.
- Nominal diameters, right. For actual diameters (in.), see p. 2.
- cUL listed for dry locations only.



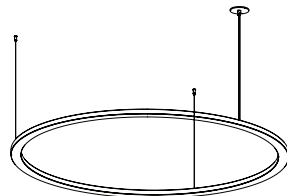
MODEL#	FINISH	LEDS	MOUNT STYLE*	DIMMING*	OPTION*
UDCio3-3 ft.	S-Silver	W30	S	D	SS
UDCio4-4 ft.	W-White	W35	SR	BDIM-W11	EM-Emergency
UDCio5-5 ft.	K-Black	W40	CS		
UDCio6-6 ft.	BW-Barn Wood	Red	CR		
	CB-Carbon Fiber	Blue	NCR		
	ES-Espresso	SO-RGB			
	HO-Honey Oak				
	M-Maple				
	SD-Silver Driftwood				
	SL-Saddle Leather				

BTRAXW-Traxon Light Drive (enter quantity)	XP-Extra power cord (in inches, 25 ft. max.)
XL-custom lumen reduction (specify lumens)	*For details, please see p. 2.

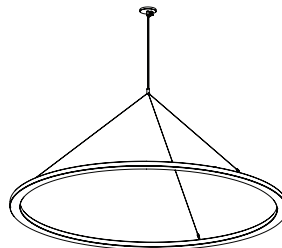
MOUNT STYLES



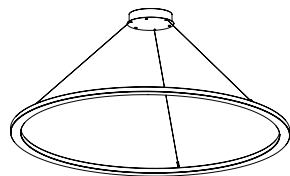
S - Separate



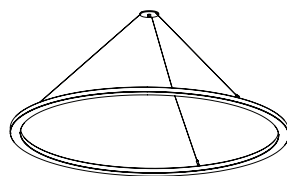
SR - Separate Remote



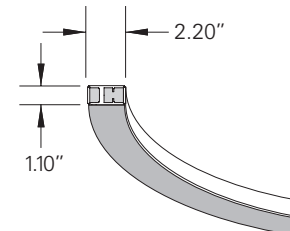
NCR - Nexus Central Remote



CS - Central Standard



CR - Central Remote



CANOPIES

- S, CS-standard canopy (10" x 2.25")
Mounts to all standard J-boxes.
- SR, CR, NCR-remote canopy (3" x 0.45")
Mounts to 3" mudring.

DOS iO

in/out LED circular pendant with opal acrylic lens



WHITE LEDS

Nichia Corp. NFSL757 tight bin chips on aluminum boards. 90 CRI. Specify color: W30-3000° Kelvin, W35-3500° Kelvin, or W40-4000° Kelvin.

COLOR LEDS

Flexible 5050 tapelights. Specify **R**—Red, **B**—Blue, or **SQ**—RGB Sequencer. **SQ** includes **BDMXMOD**—DMX 512 RGB interface; or order **BTRAXW**—Traxon Light Drive DMX wall box separately.**

12V constant voltage driver for single color, 24V for RGB sequencer.

DIMMING

- o **D**—standard supplied driver. 0–10V, programmable, 1% dimming, 120/277V, 50/60 Hz.
- o **BDIM-W11**—Lutron EcoSystem LED14 Series, 1% dimming, fade-to-off. Remote (**SR**, **CR**, **NCR**) install only.

CUSTOM LUMEN OUTPUT REDUCTION

Factory set custom reduced-lumen output driver configuration. Order **XL**. Specify lumens.

SEPARATE SWITCHING

Inside and outside LEDs may be different colors. Order **SS**.

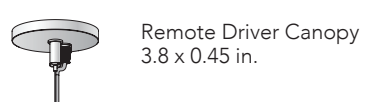
DIAMETER / WATTS / LUMENS / DRIVERS REQUIRED / WEIGHT

DIAMETER: NOMINAL (ACTUAL)	WATTS	DELIVERED LUMENS	DRIVERS REQUIRED	WEIGHT (lb.)
3 ft. (35.10 in.)	78	6,507	1	16
4 ft. (45.10 in.)	104	8,676	2	18
5 ft. (65.10 in.)	130	10,844	2	20
6 ft. (80.10 in.)	156	13,014	2	30

REMOTE DRIVERS

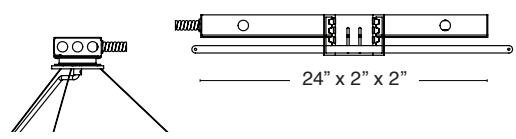
For suspended and hard lid ceilings with access panels. Canopy mounts to mud ring attached to J-box. Must be accessible after installation.

Standard pendant length: 8 ft. Specify **XP** for extra pendant. Maximum canopy to fixture distance: 25 ft. Maximum canopy to driver distance: 100 ft. (with 10 AWG wire).

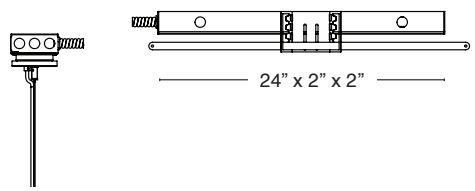


NOTE: Multiple drivers must be mounted no less than four inches apart side-by-side, and one inch apart end-to-end, to prevent overheating.

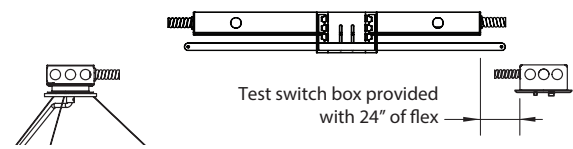
CR – Central mount remote driver installation.



SR – Separate mount driver installation.



EM – Emergency. T-bar install shown, below. Battery pack provides 10W for 90 minutes. Remote install only. Red driver light and test switch mounted in handy box installed at ceiling.



TRAXON/OSRAM LIGHT DRIVE**

BTRAXW—white faceplate

- o Standalone, wall-mounted (12V power supply included) DMX controller for RGBW LED that provides direct access to fixtures.
- o Tune color and brightness with the Light-Drive wheel.
- o Fully dimmable white mode button.
- o See <http://www.osram.com/ecue> for details.

AIRCRAFT CABLE

NOTE: Not recommended for outdoor use, where fixture will be exposed to water, or subject to wind oscillation. Avoid use near HVAC vents and in environments with corrosive chemical vapors, such as swimming pools.

ACRYLIC DIFFUSER CLEANING




WARNING: Do not clean with ammonia based cleaners (e.g. Windex®). Use only water or cleaners specifically formulated for cleaning plastics.

DOS iO

in/out LED circular pendant with opal acrylic lens



PAINT FINISHES

SWATCH	FINISH NO.
	S-Silver
	W-white
	K-Black

TEXTURED FINISHES

SWATCH	FINISH NO.
	BW-Barnwood
	CB-Carbon Fiber
	ES-Espresso
	HO-Honey Oak
	M-Maple
	SD-Silver Driftwood
	SL-Saddle Leather

PREMIUM TEXTURED FINISHES

SWATCH	FINISH NO.
	DC-Dark Cherry
	TL-Tan Leather
	KL-Khaki Leather