

RING RGBW

⌘ WEB PIN 104



GENERAL SPECIFICATION

Body and trim: Steel and aluminum.

Finish: Powder coated.

Suspension: Steel cables. Recommended minimum mounting heights: 305mm/12" for White LEDs and 610mm/24" for Colored LEDs (Only for Direct/Indirect version). Maximum angle tilt 5°.

Power cables: Silver braided, downlight only, c/w 1 power cable and 1 DMX cable

Diffusers: Opal polycarbonate direct, clear polycarbonate indirect, supplied in sections.

Drivers: For white LED, integral, HPF electronic drivers for 120-277V (EU-240V).

Drivers: For RGBW, integral HPF electronic drivers/DMX interfaces for 120-277V (EU-240V). Luminaires require a DMX controller by others.

Separate Switching: Standard

L70 @25deg C: > 50,000 hrs.

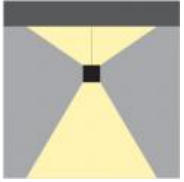
Delivered Lumens: Delivered lumens & LPW based on 4000K (min 80 CRI) for White LEDs only. Color temperature for the RGBW White is 4000K (min 80 CRI).

Approvals: Damp Location (Indoor use only).

RING RGBW

⌘ WEB PIN 104


MOUNTING & OPTICS




Suspended
Direct/Indirect



RGBW



Direct



Direct-indirect

RING RGBW

WEB PIN 104

HOW TO ORDER

A SPECIFY LUMINAIRE

Code	Diameter (A)	Direct	Indirect	White Only	Max Wattage	Direct lms	Indirect lms	LPW	Height (B)
95 0500	24"	RGBW	N/A	22W	84W	2719		124	6"
95 0510	36"	RGBW	N/A	34W	131W	4246		125	6"
95 0570	48"	RGBW	N/A	46W	178W	5690		124	7"
95 0520	60"	RGBW	N/A	61W	234W	7427		122	13"
95 0580	72"	RGBW	N/A	73W	281W	8983		123	17"
95 0530	84"	RGBW	N/A	88W	337W	10960		125	17"
95 0590	96"	RGBW	N/A	95W	365W	11309		119	30"
95 0540	108"	RGBW	N/A	110W	422W	13338		121	35"
95 0550	144"	RGBW	N/A	147W	562W	17503		119	-
95 0560	216"	RGBW	N/A	234W	899W	28096		120	-
95 0600	24"	RGBW	White	44W	106W	2718	2595	121	6"
95 0610	36"	RGBW	White	77W	174W	4245	5384	125	6"
95 0670	48"	RGBW	White	88W	220W	5689	5352	125	7"
95 0620	60"	RGBW	White	133W	306W	7435	9199	125	13"
95 0680	72"	RGBW	White	159W	367W	8982	10703	124	17"
95 0630	84"	RGBW	White	203W	452W	10960	14487	125	21"
95 0690	96"	RGBW	White	182W	452W	11309	11685	126	30"
95 0640	108"	RGBW	White	239W	551W	13337	16309	124	35"
95 0650	144"	RGBW	White	320W	735W	17502	21283	121	-
95 0660	216"	RGBW	White	537W	1202W	28095	38688	124	-
95 0700	24"	White	RGBW	72W	93W	6469	1070	105	6"
95 0710	36"	White	RGBW	115W	157W	10088	2264	107	6"
95 0770	48"	White	RGBW	153W	194W	13518	2252	103	7"
95 0720	60"	White	RGBW	204W	274W	17669	3873	106	13"
95 0780	72"	White	RGBW	245W	328W	21339	3822	103	17"
95 0730	84"	White	RGBW	299W	410W	26042	6048	107	21"
95 0790	96"	White	RGBW	310W	393W	26866	4955	103	30"
95 0740	108"	White	RGBW	369W	494W	31691	6861	104	35"
95 0750	144"	White	RGBW	491W	657W	41589	8948	101	-
95 0760	216"	White	RGBW	795W	1086W	66739	16274	104	-
95 0400	24"	RGBW	RGBW	28W	102W	2717	1059	134	6"
95 0410	36"	RGBW	RGBW	47W	170W	4230	2220	137	6"
95 0470	48"	RGBW	RGBW	59W	212W	5665	2217	134	7"
95 0420	60"	RGBW	RGBW	82W	297W	7489	3813	137	13"
95 0480	72"	RGBW	RGBW	94W	339W	9221	3822	139	17"
95 0430	84"	RGBW	RGBW	122W	441W	10909	5860	137	21"
95 0490	96"	RGBW	RGBW	120W	432W	11819	4991	140	30"
95 0440	108"	RGBW	RGBW	148W	534W	13445	6791	137	35"
95 0450	144"	RGBW	RGBW	198W	712W	17141	9075	133	---
95 0460	216"	RGBW	RGBW	322W	1161W	27951	16360	138	---

Additional Information

Recommended minimum suspension length: 12" for White LEDs, 24" for Colored LEDs

B SPECIFY CCT (DIRECT)

D30	3000K (min 80 CRI)
D35	3500K (min 80 CRI)
D40	4000K (min 80 CRI)

RING RGBW

⌘ WEB PIN 104

C SPECIFY CCT (INDIRECT)

- N30** 3000K (min 80 CRI)
- N35** 3500K (min 80 CRI)
- N40** 4000K (min 80 CRI)

D SPECIFY DIMMING (WHITE LEDS)

- D1** 0-10V Dimming (1.0%)
- D2** 0-10V Dimming (0.1%)
- DX** DMX

E SPECIFY SUSPENSION

- S1** Vertical Suspension
- S2** Hub Suspension (not available with 3657mm/ 144" dia or larger)

F SPECIFY FINISH

- BL** Black
- MS** Silver Metallic
- WH** White
- Z1** Wood Grain - Light Cherry
- Z2** Wood Grain - Dark Walnut

G SPECIFY LUMEN & WATTAGE REDUCTION

- PRO** Lumen & Wattage Reduction to approximately 25% of standard output
- PR1** Lumen & Wattage Reduction to approximately 50% of standard Output
- PR2** Lumen & Wattage Reduction to approximately 75% of standard Output

Additional Information

Note: White LEDs Only. Custom Reduction Percentages Available Upon Request.

H SPECIFY OPTIONS

- OD** Opal Diffuser for Uplight

EXAMPLE CODE

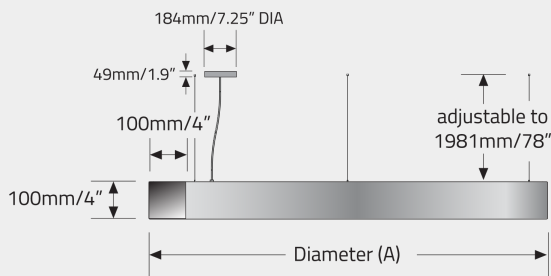
950600/N35/D2/S1/WH

RING RGBW

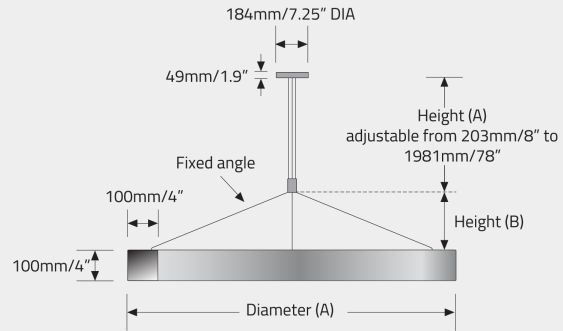
WEB PIN 104

DIMENSIONAL DIAGRAMS

S1 - VERTICAL SUSPENSION



S2 - HUB SUSPENSION



APPROVALS

