



## 4426 SERIES

### LED Wet Niche

### Swimming Pool DMX Color Changing

#### HIGHLIGHTS

- Cast bronze fixture housing with stainless steel fasteners
- Stainless steel niche with cast bronze mounting ring
- Twist and lock mounting for ease of installation
- RDM capable for in-field fixture discovery
- Available in RGBW as custom

**5**  
YEAR  
warranty



IP68

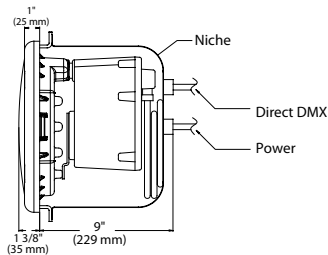
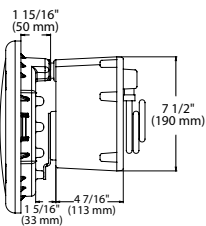
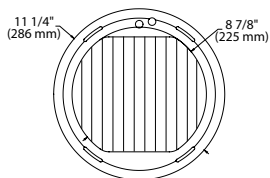


Buy American

#### Specifications

Length:	10-3/8" 264 mm
Width:	11-1/4" 286 mm
Height:	11-1/4" 286 mm

#### DIMENSIONS



#### LUMEN PACKAGES

	NSP	MFL	FL	WFL	HSP	HFL
Watts	86	86	86	86	86	86
Delivered Lumens	1850	1,900	2003	1660	1930	1890
LPW	22	22	23	19	22	22
Peak Candela	147,374	34,717	6,896	4,168	3,893	48,428

Note: Information based on 36LED all colors full on

**ORDERING INFORMATION**

**EXAMPLE:** 4426 B 36LED RGB 120 WFL CLS NM RDM CSL50 SWM

Model	Material	Lamp type	LED color	Voltage	Distribution	Lens
4426	B Bronze	36LED 86 watts	RGB Mixing  <i>Note: Available in RGBW as custom</i>	120	NSP Narrow spot MFL Medium flood FL Flood WFL Wide flood HSP Horizontal spot HFL Horizontal flood	CLS Convex lens swim
	SWB Saltwater bronze	18LED 44 watts				
	SS Stainless steel					
Mounting		Control	Cord set length		Application	Optional listing
NM <sup>1</sup>	Niche mount	RDM <sup>2</sup> Remote device management	CSL__	35'-120' of cord available in 5' increments	SWM Swimming pool	CSA Optional Canadian listing for sale in Canada

**ELECTRICAL LOAD**

Light Engines	Drive Current (mA)	System Watts	Current (A)
18LED	750mA	44W	0.39
36LED	750mA	86W	0.81

**Notes:**

- Niche to be installed to accommodate two conduit runs.
  - First Conduit Run – 120V Power Supply
  - Second Conduit Run – DMX512 Signal
- RDM = Field discoverable and field programmable DMX channels.

## PERFORMANCE DATA

### LUMEN OUTPUT

Lumen values are from photometric tests performed in accordance with IESNA LM-79-08. Data is considered to be representative of the configurations shown, within the tolerances allowed by Lighting Facts. Actual performance may differ as a result of end-user environment and application. Contact factory for performance data on any configurations not shown here.

Photometric data for underwater lighting is based on the theoretical output of a dry fixture. The final output of a fixture placed in water is determined by the depth that the fixture is placed, the clarity and turbulence of the water and the color of the surrounding concrete and/or tile.

	Distribution	NEMA TYPE	Beam Angle (50%) H x V	Field Angle (10%) H x V	Watts	LPW	Delivered Lumens
All colors full on 36LED	NSP	1 X 1	6 X 7	17 X 17	86	22	1,850
	MFL	3 x 3	21 X 21	37 X 37	86	22	1,900
	FL	5 x 5	64 X 64	84 X 81	86	23	2,003
	WFL	6 X 6	109 X 93	128 X 123	86	19	1,660
	HSP	4 x 2	38 x 8	52 x 18	86	22	1,930
	HFL	2 x 4	8 x 38	18 x 52	86	22	1,890

	Distribution	NEMA TYPE	Beam Angle (50%) H x V	Field Angle (10%) H x V	Watts	LPW	Delivered Lumens
All colors full on 18LED	NSP	1x1	8x8	20x20	44	19	820
	MFL	3x3	21x21	39x39	44	19	849
	FL	5x5	73x73	94x94	44	18	780
	WFL	6x6	100x100	124x124	44	12	507
	HSP	4x2	26x10	40x22	44	20	888
	HFL	2x4	10x37	22x54	44	21	942

## RECOMMENDED CONTROLLERS

### Easyl DMX touchscreen

<http://www.acuitybrands.com/products/detail/210270/Fresco/Easyl/Easyl-DMX512A-Show-Controller>



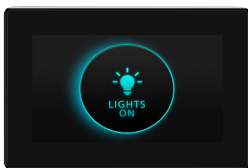
**Easyl™ Solo:** Is a standalone entry-level controller enabling show creation and playback directly at the LCD touchscreen.

**Easyl™ Touch:** features an astronomic time clock for automating shows and expands the controller's features by accepting inputs from remote button stations, and button station contact closure inputs.

**Easyl™ Pro:** is further enhanced by using Easyl Studio™ computer software to create multi-zone shows, and Easyl Pro features a 20 hour DMX512 capture from a theatrical console.

### Fresco

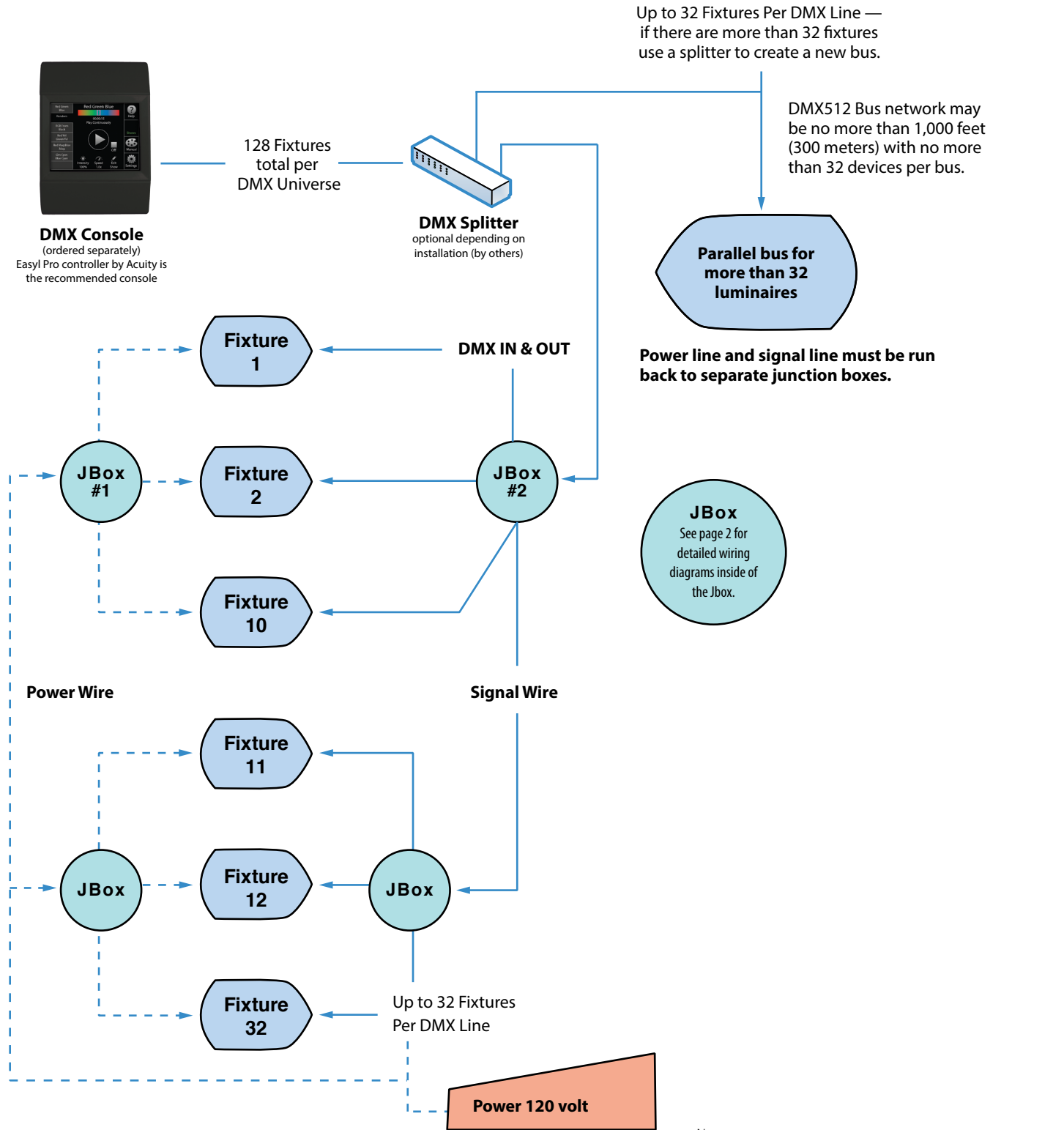
<http://www.acuitybrands.com/products/detail/223381/Fresco/Fresco/Touchscreen-Lighting-Controllers>



### FCS

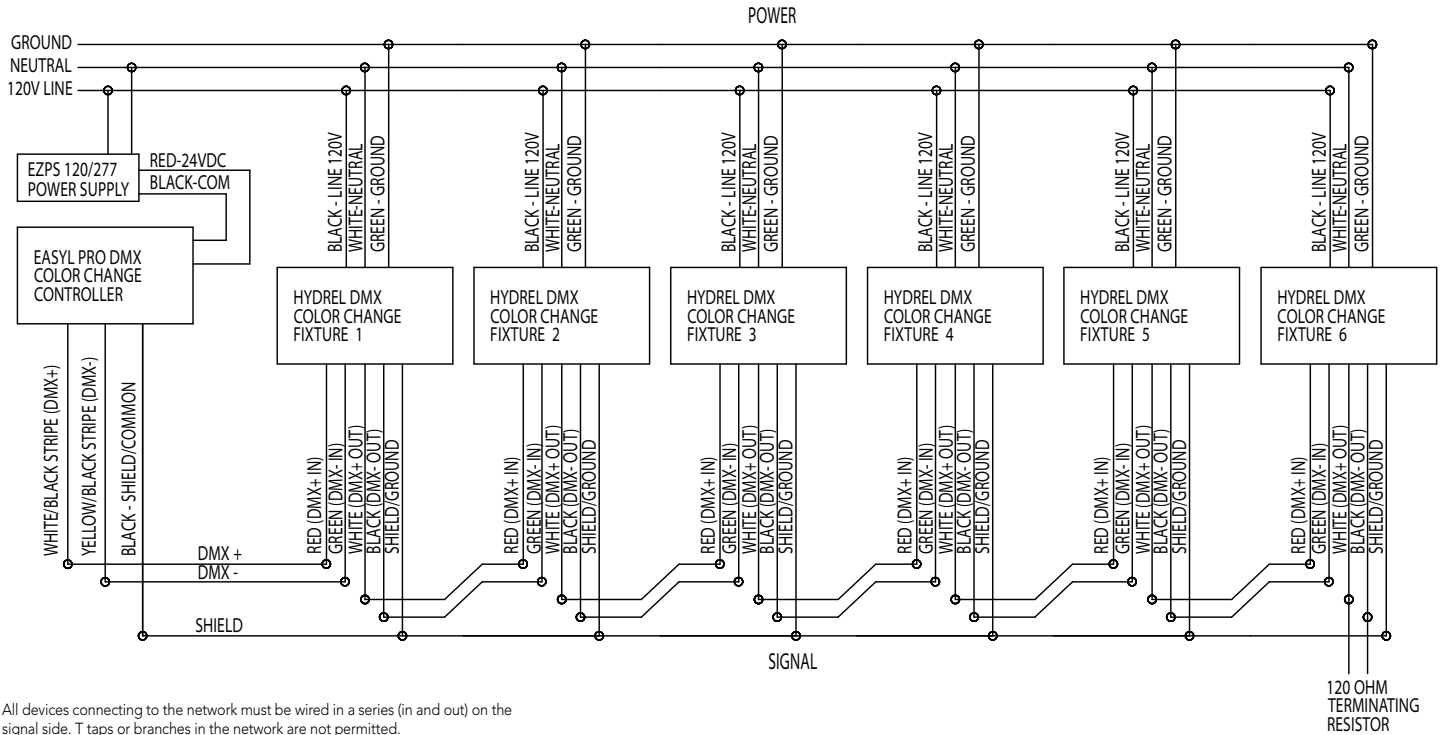
- Create and edit 36 lighting scenes including intensity, color, and color temperature
- Integral astronomic timeclock with battery backup for system scheduling
- Direct DMX control for 1 universe (512 slots)
- Internal Bluetooth® radio for wireless App control

**DMX WIRING - UNDERWATER**



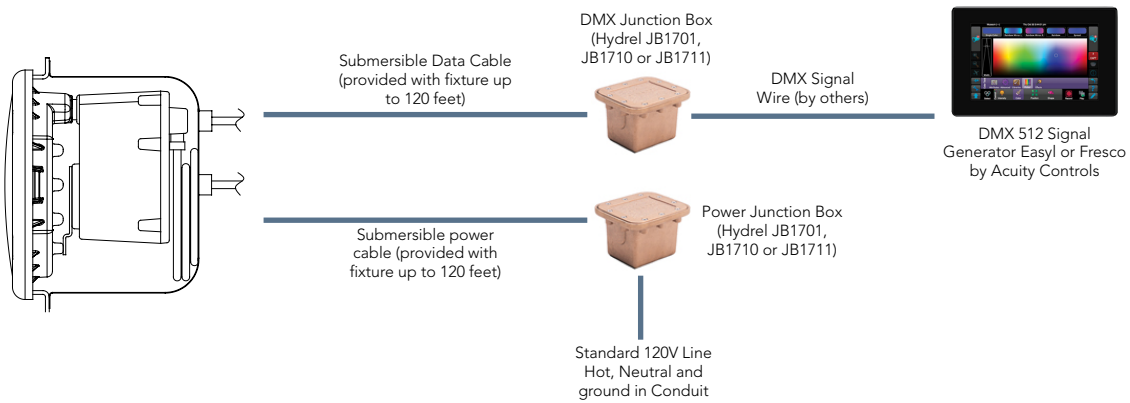
- Notes:
1. DMX512 must be terminated by a 120 ohm resistor.
  2. J-boxes for swimming pools must be 18" above the pool deck. J-boxes for fountains can be in the water or above the water line.
  3. Signal cable by others, cable must be two-pair with a maximum capacitance of 12.8 pF/ft. and a impedance of 120 ohm.

**DMX CONNECTION AND TERMINATION - WIRING DIAGRAM**



All devices connecting to the network must be wired in a series (in and out) on the signal side. T taps or branches in the network are not permitted.

**FOUNTAIN & SWIMMING POOL LAYOUT**



## UNDERWATER ACCESSORIES



PC21 (35 cubic inches) or PC2112 (20 cubic inches) re-enterable potting compound. See Hydrel web site for more details: <http://hydrel.acuitybrands.com/products/detail/88016/hydrel/pc21/underwater-accessory>  
Potting compound is recommended for all underwater junction boxes, Hydrel's potting compound meets NEC requirements for potting.



Cord Seals - One per data cable and one per power cable. See Hydrel web site for more details on available sizes and part numbers: <http://hydrel.acuitybrands.com/products/detail/88012/hydrel/cord-seals/underwater-accessory>

## SPECIFICATIONS AND FEATURES

**FIXTURE HOUSING AND DOOR:** Heavy wall cast bronze construction. Natural cast bronze finish.

**NICHE:** Stainless steel with cast bronze mounting ring which locks the fixture into position. Niche has four ears to tie to forms or steel structural rods. Pressure grounding lugs on interior and exterior surfaces. Niche conduit entrances are 3/4" NPT.

**LED:** 18LED or 36LED RGB array. (LED board included)

**VOLTAGE:** 120 Volt AC 50/60Hz.

**LENS:** 8 5/8" (219mm) diameter convex linear spread tempered glass.

**CONTROL:** DMX512. Color control is achieved through standard DMX512 hardware, at a maximum of 44 frames per second. All channels have logarithmic power for finer color and intensity control. Compatible with the Easyl and Fresco controllers from Acuity. Controllers must be ordered separately.

**ELECTRICAL:** Integral ELDO RGB power drive, 120 volt, 50/60HZ LED power supply, dims to zero. THD < 20%, class 2 driver with 100% to 0% dimming.

**GASKET:** Single piece molded U-shaped silicone gasket.

**CORD:** Minimum of 35' of #16/3ST submersible rated power cord for standard 120VAC line, minimum of 35' of submersible rated 18 gauge data cord for DMX512 signal. 14/3 submersible rated power cord for CSA. Cord entrance is epoxy encapsulated. Cord length must be specified.  
**NOTE:** Sufficient cord should be coiled in the niche to allow for the fixture to be removed and brought above water level for maintenance.

**FACTORY LEAK TESTED:** Fixtures are tested at 10 PSI (0.70kg/cm<sup>2</sup>) internal pressure while totally submerged in water.

**FASTENERS:** Stainless Steel.

**BUY AMERICAN:** Hydrel products are assembled in the USA. Our products meet the Buy America(n) government procurement requirements under FAR, DFARS, and DOT. Please refer to [www.acuitybrands.com/buy-america](http://www.acuitybrands.com/buy-america)

**LISTING:** cCSAus, submersible luminaire suitable for fountains, laboratory tests conducted by CSA to UL Standard UL-676 and UL-8750.

**US PATENT:** 7,680,816

**WARRANTY:** 5-year limited warranty. Complete warranty terms located at: [www.acuitybrands.com/support/customer-support/terms-and-conditions](http://www.acuitybrands.com/support/customer-support/terms-and-conditions)

Consult factory for details.

**NOTE:** Actual performance may differ as a result of end-user environment and application. All values are design or typical values, measured under laboratory conditions at 25 °C. Specifications subject to change without notice.