

sixteen 5 hundred

Mar/2020

PRODUCT UPDATES

NDA OFFICE



SPECIFIER: DGA

FEATURED PRODUCT: PUREEDGE LIGHTING PIPELINE


New Products



sixteen5hundred New Website

EXCITING NEWS!: sixteen5hundred has recently refreshed and upgraded our website! You can find us at the same address, www.16500.com.

Our goal was to make things easier for YOU! Along with our new product search bar at the top of the page, check out our [“Stay Connected”](#) section to see what’s new with our manufacturers, including training videos and live product demos. We will be updating this constantly so make sure to check back frequently! There will be prizes for the more you visit! Stay tuned for details!




XAL

sixteen5hundred is pleased to announce the addition of XAL to our linecard!

It is our objective to develop lighting solutions which are extraordinary in terms of energy efficiency, functionality and design. For that, technical competence and intelligent innovation are just as important as first-class know-how in production and design. These competences enable us to respond very flexibly to our customers' requirements and also realize specially tailored LED-solutions in an extremely short time.

Pictured is XAL's Move It System, a flexible magnetic profile system with various lighting inserts.

New Products




Celeste by Eureka

Celeste is a clean minimalist pendant featuring an elegant artisanal casted glass disc. Vertical stems passing through the light fixture create a visual continuity with the cable, accentuated by the glowing glass disc to create a striking effect.

Its integrated connector allows individual Celeste heads to be connected to one another in a vertical pattern, allowing for large impressive installations or smaller elegant clusters.

The light source is LED strip wrapped around a cylindrical heatsink. The light is blended through an internal diffuser, before shining through the thick glass disc. Offered with standard 0-10V dimming.



Slot 1 by Mark

Draw your vision with a clean, polished luminaire that empowers you with superior optical performance and greater control compared to other linear lighting solutions – now in a small form factor.

- Recessed, Pendant, Surface and Wall forms
- Small form factor: 1.5 in. x 2.325 in. - Direct and Indirect and 1.5 in. x 3.125 in. Direct/Indirect
- Drop lens and edge-view lens options
- Standard corners and intersections
- 3 standard finishes: Black, Silver and White

New Products



Hollowcore by Luminis

Hollowcore brings a whole new dimension to the classic high bay that has been so familiar for decades. With its modern shape and clean aesthetic,

With a unique circular LED light engine and an open center concept, Hollowcore is designed to optimize and deliver light evenly and where needed.

Available in a range of color temperatures from 2700K to 4000K. And, with an attractive aesthetic when viewed from above as well as below, it can be installed in open areas to illuminate lower building levels.



Woodland Series by Ligman

Ligman now offers wood finish options as a part of our new Woodland Series. This finish is available on select floodlights, bollard, ceiling and wall mounted luminaires.

This coating protects the aluminum from weather, corrosion, humidity, light and is fire-retardant. Timber finish powder coating creates a superior, high-definition coloration that does not fade compared to conventional timber.

This product is available in a wide array of stunning colors and patterns to create a custom look.

New Products



ENVEX by Lithonia

ENVEX™ is a new specification-grade recessed troffer series from Lithonia Lighting. This series was specifically designed to improve the quality of light by providing seamless transition zones from the ceiling to the luminous surface area of the product. The low lumen density and soft lines make the ENVEX disappear in the ceiling.

In addition to stellar performance and modern aesthetics, the ENVEX tackles everyday projects with a price structure and controls options that enable architects, lighting designers, engineers, contractors and distributors to make this their general ambient solution of choice.



Pipeline Wall Wash by PureEdge Lighting

The Pipeline Stem Mounted Asymmetrical Wall Wash can mount on the ceiling, wall or table. Available up to 38 feet in 9 color temperatures. It features a patented design that allows it to swivel 360° and can be mounted to a wall, ceiling, or table top up to 76" per linear section. It is capable of delivering up to 827.8 lumens per linear foot at 4000K. Continuous straight run installations deliver efficient light illumination up to 38 feet at 5 watts per linear foot. The precision engineered hardware offers a sleek seamless appearance.